


Welcome

This guide is an educational guide for chicken health problems. It has been developed over many years by our in house chicken experts and covers most of the common problems that affect chickens. We hope you find it useful but if you have any comments or questions about the guide please email james@omlet.co.uk.

We have included a great range of health products. You can purchase these from the Omlet shop. All items are dispatched quickly normally within 24 hours of your order, so your chicken can be treated quickly.

All prices are shown in this guide are approximate. See www.omlet.co.uk/shop for up to date prices.

Yours,
The Omlet Team



Contents


Egg-laying problems	Page 2
Problems with eggs	Page 3
Problems with shells	Page 4
Problems with the pecking order	Page 5
Feather loss	Page 6
Respiratory problems	Page 7
Problems with the comb	Page 8
Chickens not eating properly	Page 9
Problems with droppings	Page 10
Problems with internal worms	Page 11
Problems with crop	Page 12
Problems with legs and wings	Page 13

The Copyright

This document is copyright Omlet Ltd, 2009. It is released under a Creative Commons License - Attribution-Non-Commercial-No Derivative Works 2.0 UK: England & Wales. You are free to copy, distribute, display, and perform the work under the following conditions: You must give the original author credit (i.e Omlet Ltd). You may not use this work for commercial purposes or sell the guide on its own or part of a group of items. You may not alter, transform, or build upon this work. For any reuse or distribution, you must make clear to others the licence terms of this work. For more details about this <http://creativecommons.org/licenses/by-nc-nd/2.0/uk/>

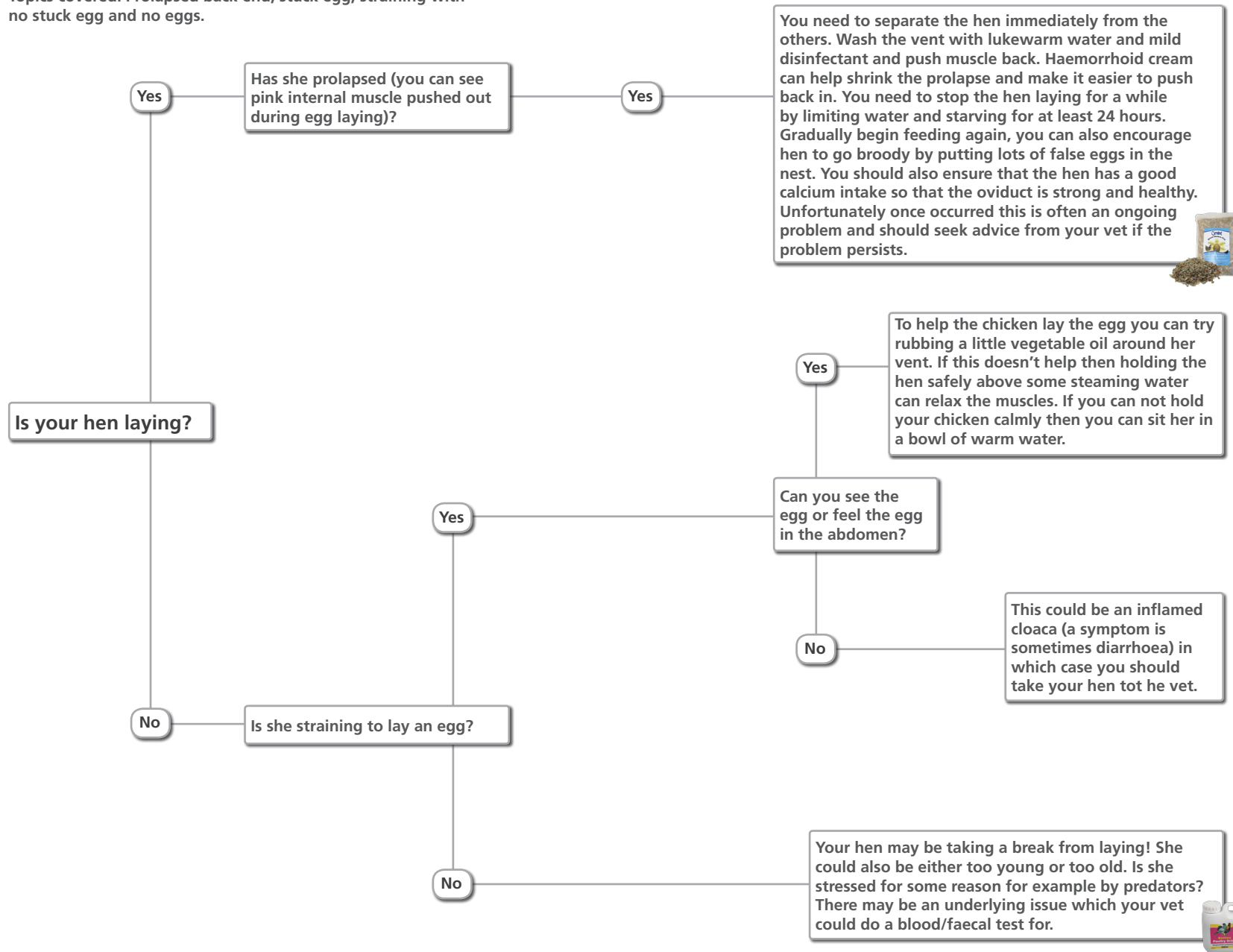
Disclaimer

The information provided in this guide is not intended nor implied to be a substitute for professional veterinary advice. It is also not a substitute for the care and knowledge that a vet can provide to you. It is provided for educational purposes only and you should assume full responsibility for how you choose to use this information. You should always seek advice from your vet before starting any new treatment or discontinuing an existing treatment. If there is any disagreement between the information in this guide and what your vet says – it more likely that your vet is correct.



Egg-laying problems

Topics covered: Prolapsed back end, stuck egg, straining with no stuck egg and no eggs.



Tip: Egg laying problems are often related to stress so its a good idea to check that you are keeping the eglu clean, that food and water are easily available, that the chickens aren't being stressed by predators.

Recommended products:




Chicken Spice ~ £4.00
Not a new aftershave but a mineral supplement.
www.omlet.co.uk/shop/spice



Chicken Tonic ~ £3.50
This is a mineral supplement that you add to the water.
www.omlet.co.uk/shop/spice

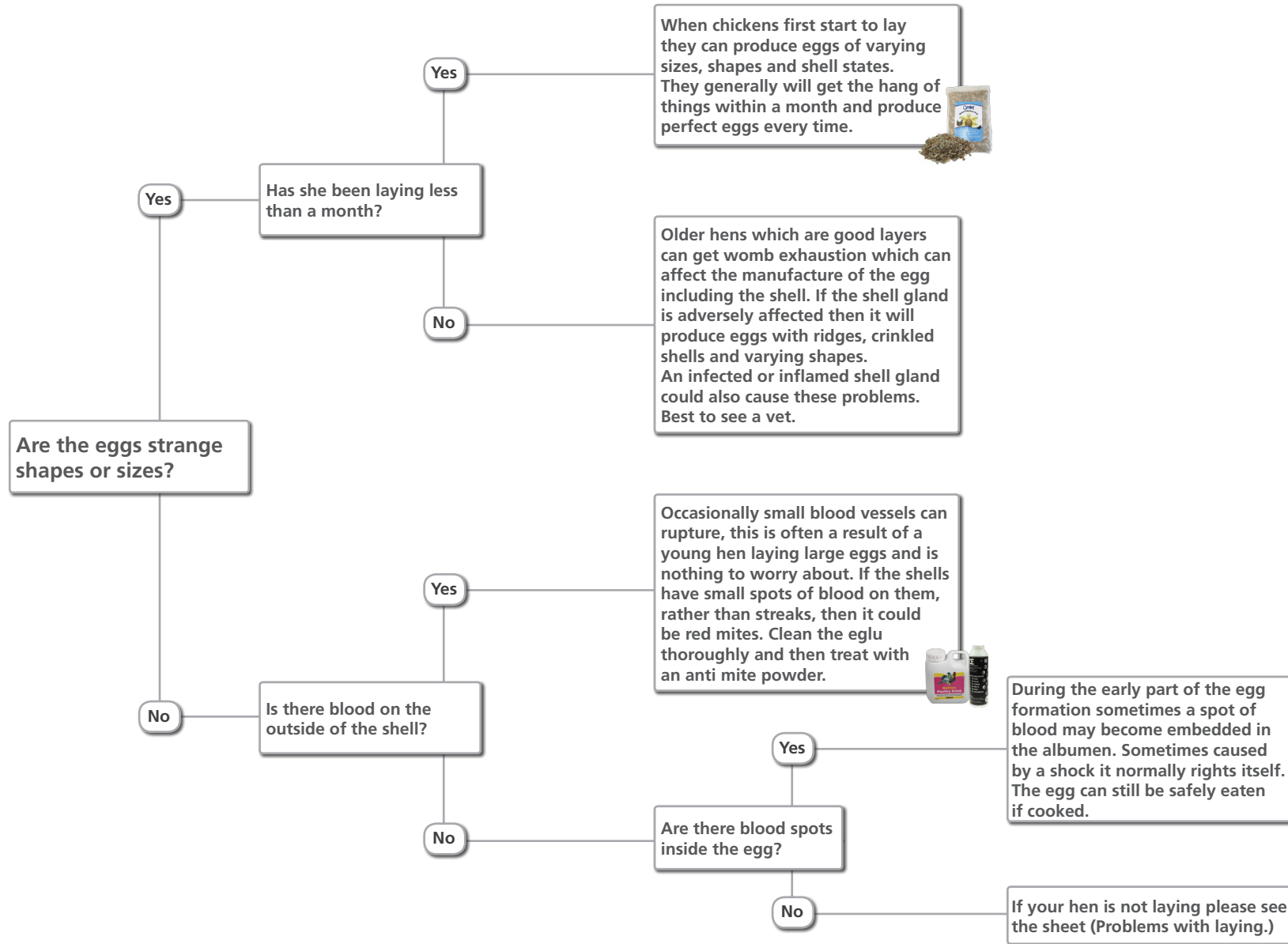


Mixed Chicken Grit ~ £4.50
Essential part of your chickens diet to help them digest food.
www.omlet.co.uk/shop/grit



Problems with eggs

Topics covered: Blood spots, strange shapes and not laying.



Tip:
Laying chickens require two types of grit. One is the insoluble grit for the gizzard and the other is the soluble grit such as oyster shell for the egg shell.

Recommended products:



Mixed Chicken Grit ~ £4.50
Essential part of your chickens diet to help them digest food.
www.omlet.co.uk/shop/grit



Red Mite Powder ~ £8.50
Keeping your eglu clean is the best way to keep red mites away.
www.omlet.co.uk/shop/mite

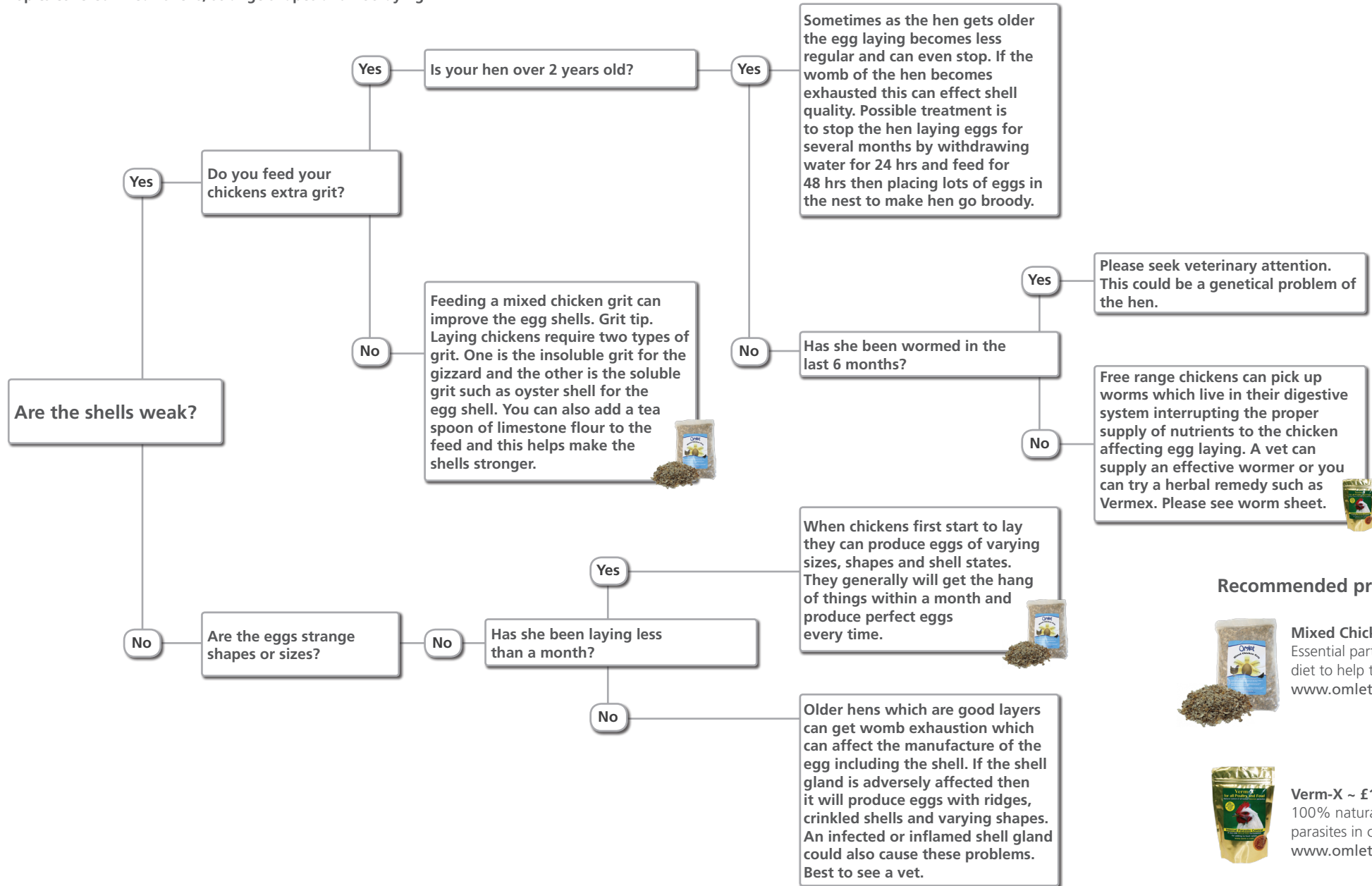


Diatomaceous Earth ~ £5.00
Can control both internal and external parasites.
www.omlet.co.uk/shop/earth



Problems with shells

Topics covered: Weak shells, strange shapes and not laying.



Recommended products:



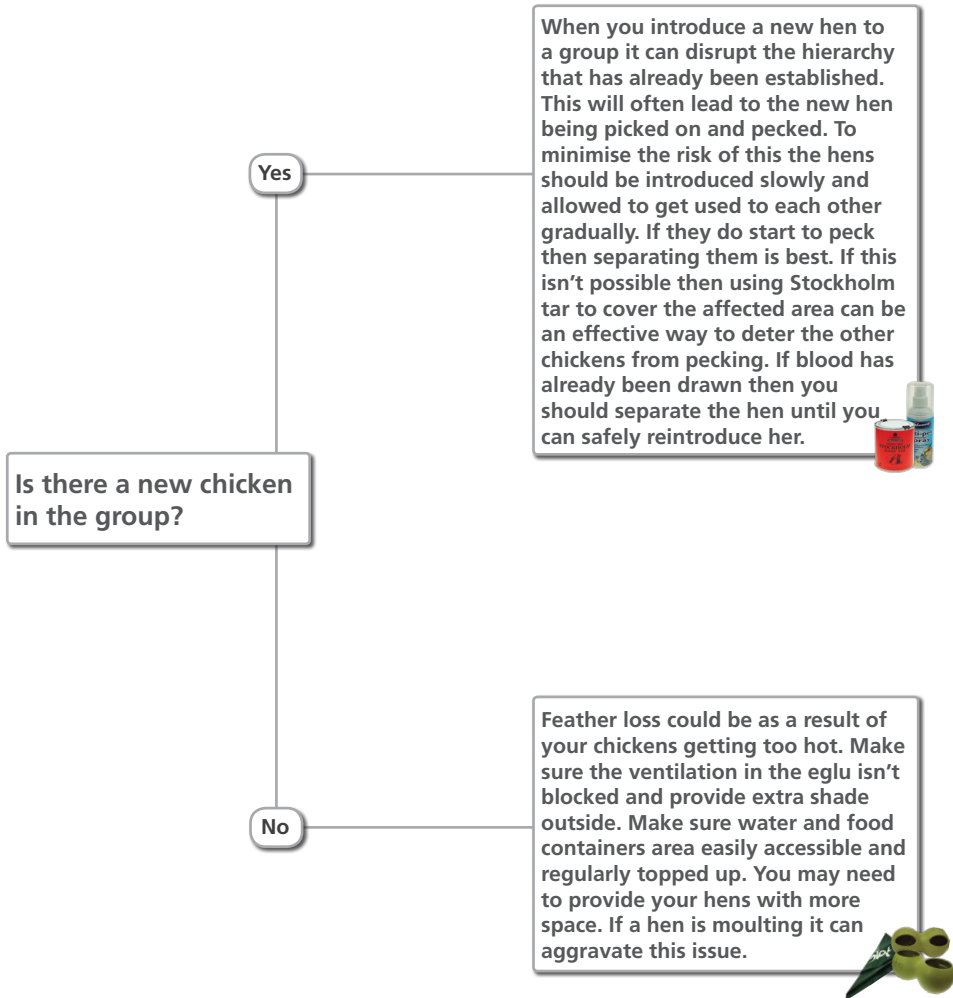
Mixed Chicken Grit ~ £4.50
Essential part of your chickens diet to help them digest food.
www.omlet.co.uk/shop/grit



Verm-X ~ £11.00
100% natural ideal for controlling parasites in chickens.
www.omlet.co.uk/shop/verm



Problems with the pecking order



Tip:
To ensure good feather condition supplement your hens diet with vitamins and nutrients every 2 weeks throughout the year. Beware of giving too many supplements as this can also create problems.

Recommended products:



Stockholm Tar ~ £6.50
Useful for applying to sore patches on your chickens.
www.omlet.co.uk/shop/stockholm



Anti Pek spray ~ £3.30
A spray that tastes horrible to birds, to prevent feather plucking.
www.omlet.co.uk/shop/spray




Shade ~ £9.00
Keep your chickens cool in the Summer months.
www.omlet.co.uk/shop/shade



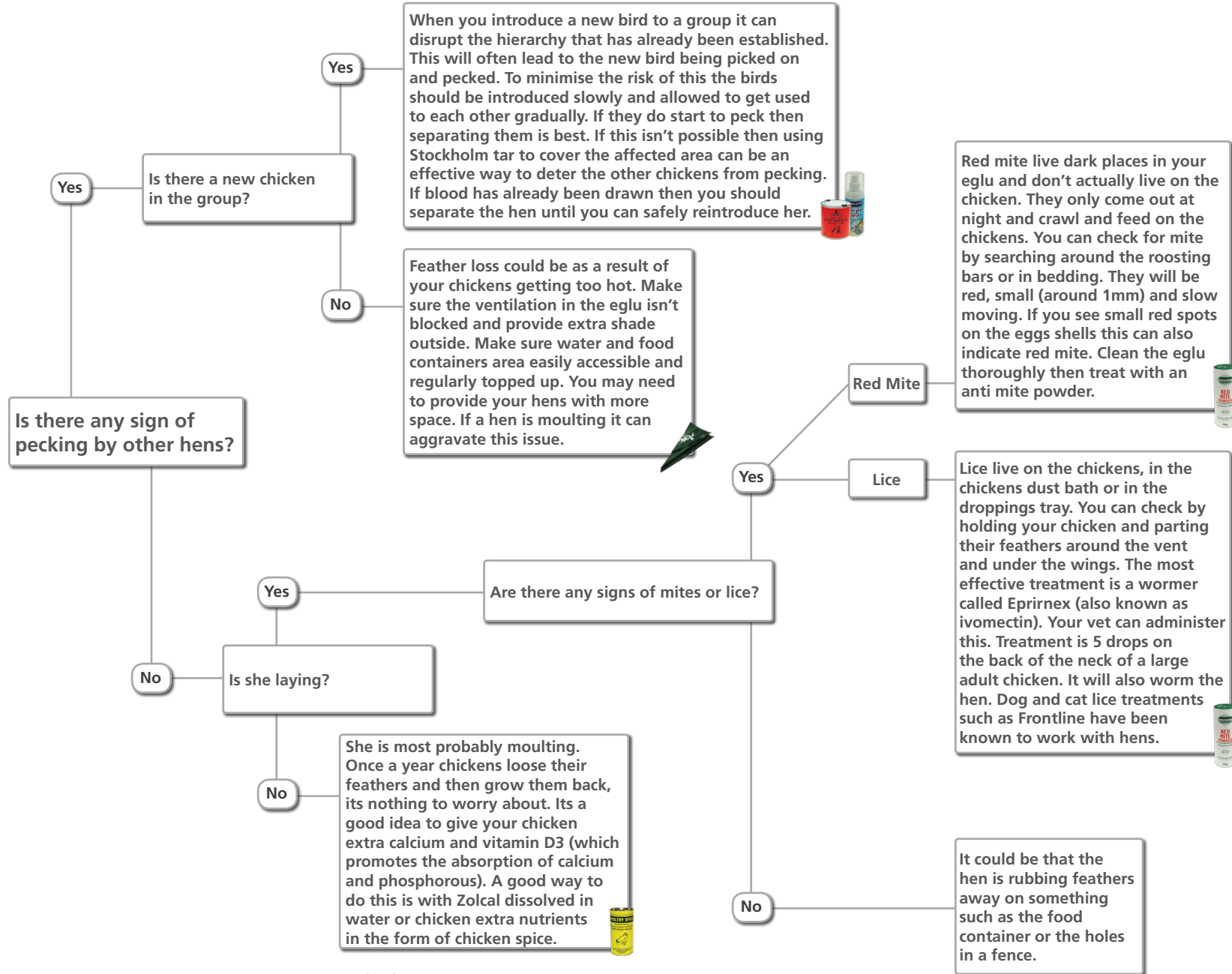
Grub ~ £10.00
The Grub holds enough food to feed four chickens for two days.
www.omlet.co.uk/shop/grub



Glug ~ £10.00
Holds four pints of water and keeps it clean and fresh.
www.omlet.co.uk/shop/glug



Topics covered: Pecking, moulting, lice and over heating.



Tip:
 To ensure good feather condition supplement your hens diet with vitamins and nutrients every 2 weeks throughout the year. Beware of giving too many supplements as this can also create problems.

Recommended products:



Stockholm Tar ~ £6.50
 Useful for applying to sore patches on your chickens.
www.omlet.co.uk/shop/stockholm



Anti Pek spray ~ £3.30
 A spray that tastes horrible to birds, to prevent feather plucking.
www.omlet.co.uk/shop/spray




Shade ~ £9.00
 Keep your chickens cool in the Summer months.
www.omlet.co.uk/shop/shade



Chicken Spice ~ £4.00
 Not a new aftershave but a mineral supplement.
www.omlet.co.uk/shop/spice

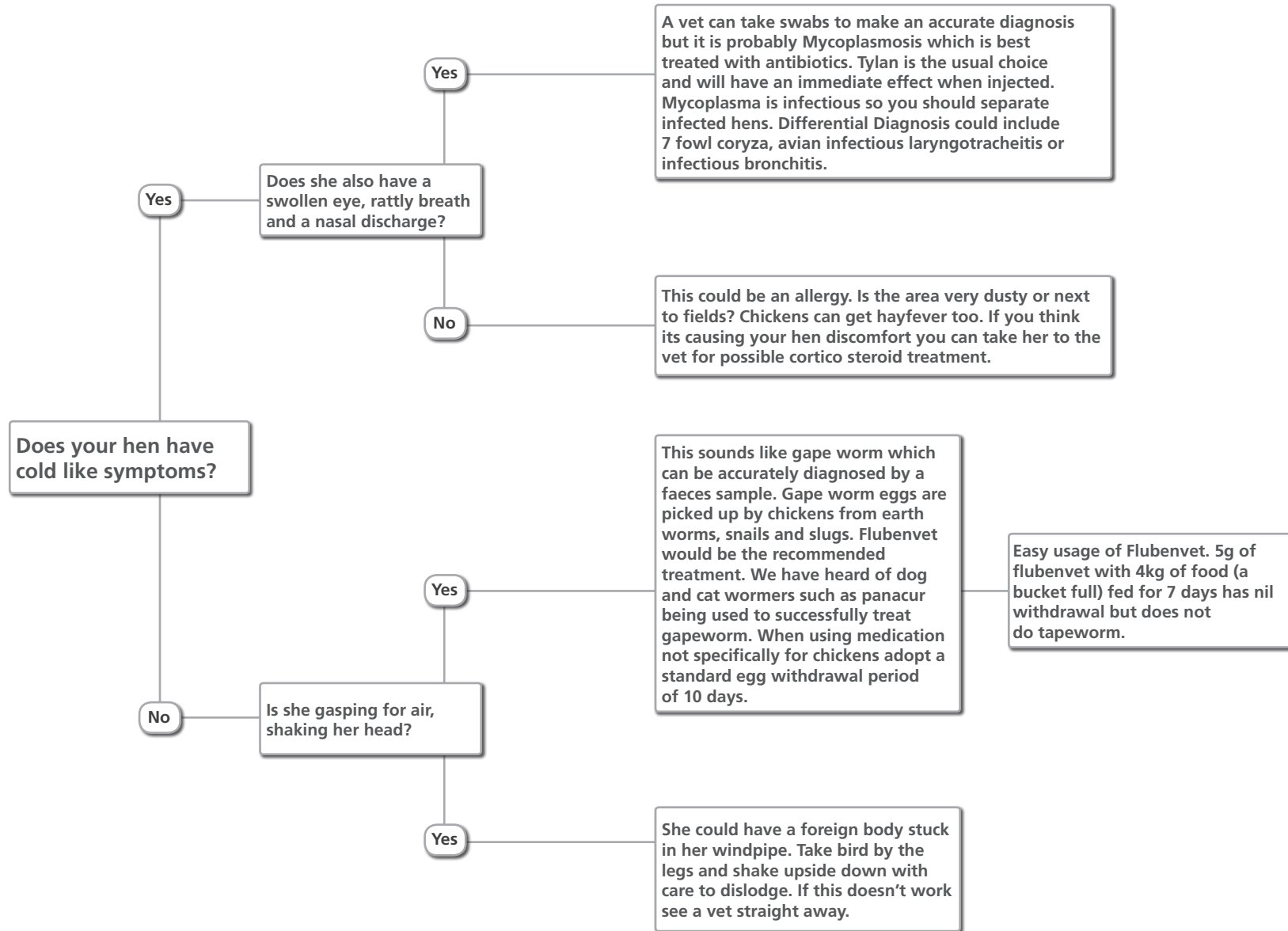


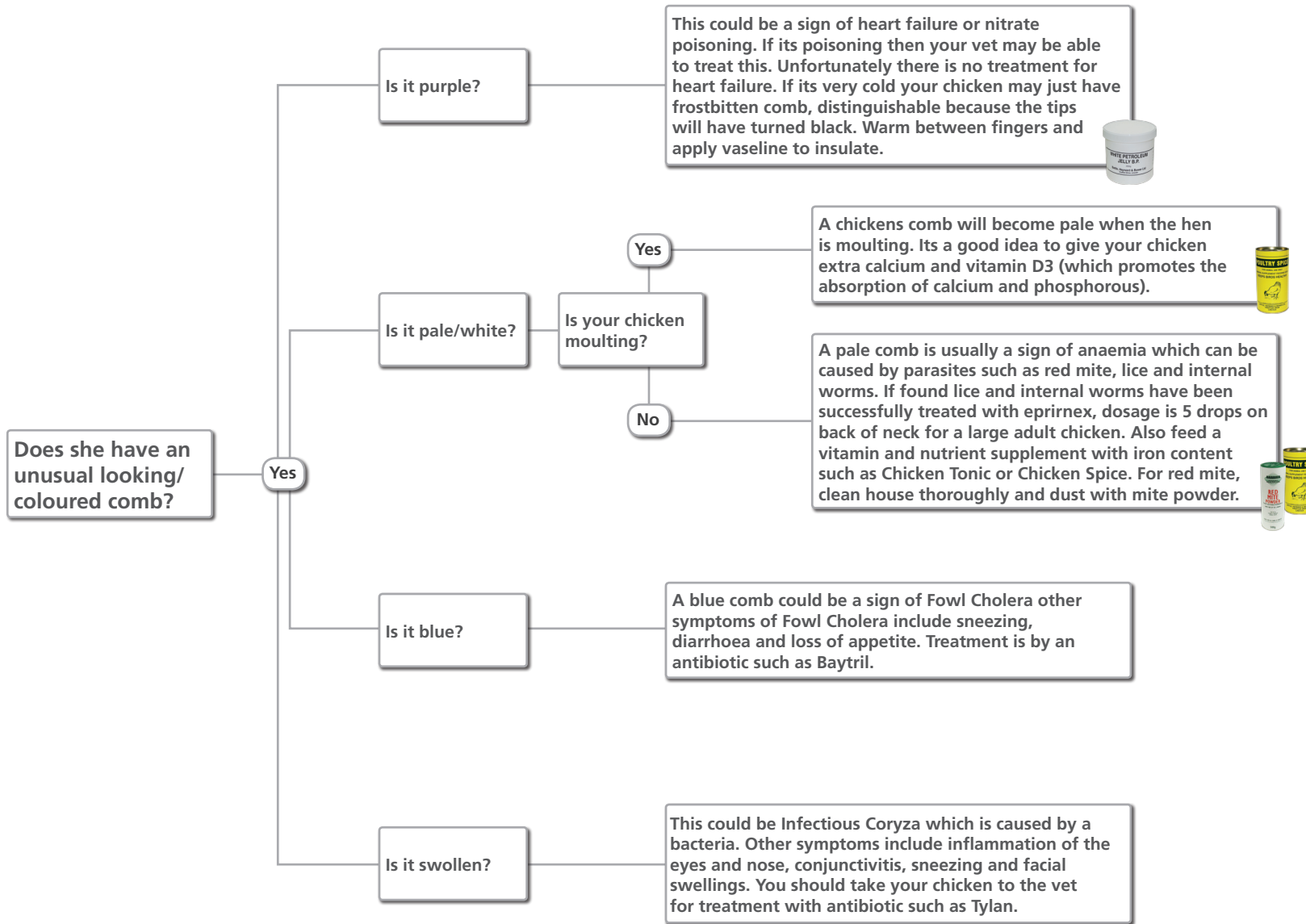
Red Mite Powder ~ £8.50
 It is 100% natural, non-toxic and non-irritant.
www.omlet.co.uk/shop/red-mite



Respiratory problems

Topics covered: Mycoplasma, gapeworms, allergy and foreign bodies.





Recommended products:



Petroleum jelly ~ £3.50
 Helps to protect wounds from infection, treats scaly leg.
www.omlet.co.uk/shop/jelly



Red Mite Powder ~ £8.50
 It is 100% natural, non-toxic and non-irritant.
www.omlet.co.uk/shop/mite

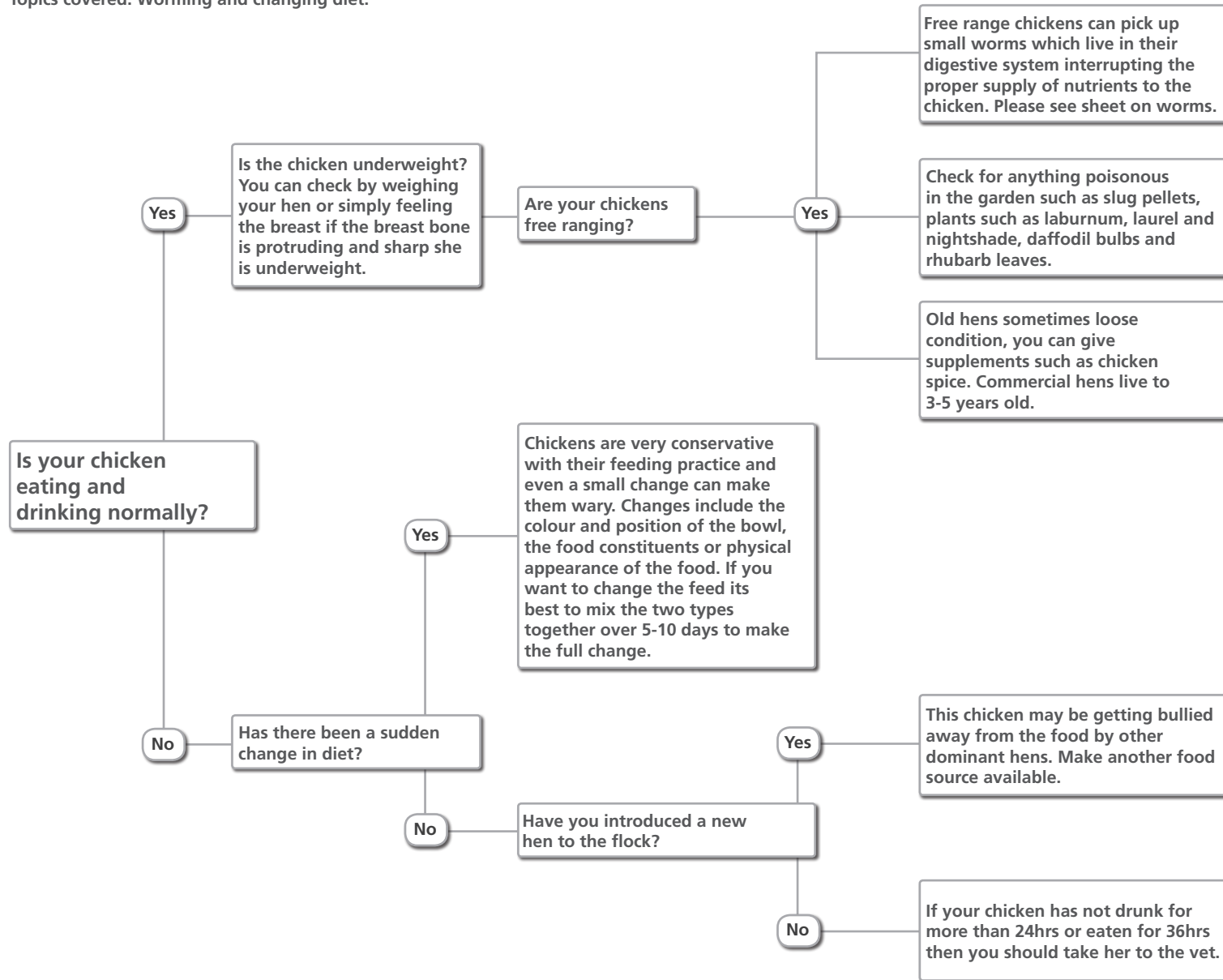


Chicken Spice ~ £4.00
 Not a new aftershave but a mineral supplement.
www.omlet.co.uk/shop/spice



Chickens not eating properly

Topics covered: Worming and changing diet.



Tips:
 With any sick chicken the first thing you should do is remove it from the flock. Apple cider vinegar is good at acidifying the bowels and crops thereby preventing bugs and suppressing pathogens and it also stimulates the immune system. Feeding parabiotic or live yoghurts will help keep your chickens digestive system in good working order. A drop of honey is helpful to give your chicken energy. For dehydration try 20ml of the above 4-6 times a day. Before giving the above fluid check crop is sufficiently empty to take the fluid.

Any treatment which shows no improvement after 24-36hrs or condition gets worse then you must seek veterinary treatment immediately.

Recommended products:



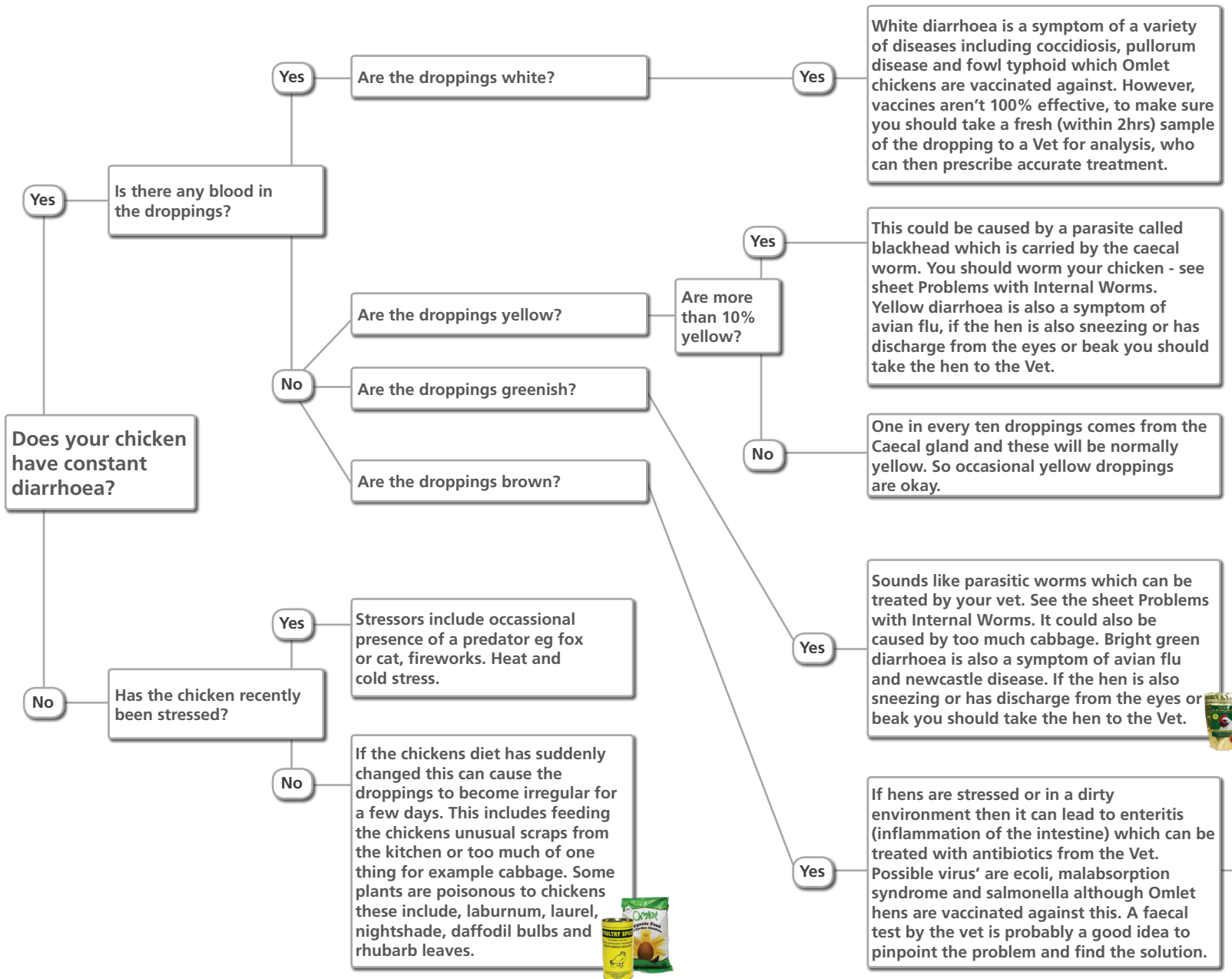
Organic feed ~ £8.00
 Provides everything your hens need to stay in tip top condition.
www.omlet.co.uk/shop/feed



Chicken Spice ~ £4.00
 Not a new aftershave but a mineral supplement.
www.omlet.co.uk/shop/spice



Problems with Droppings



Tip:
If a chicken has diarrhoea you can help by removing her from the flock. You should add 10ml cider vinegar per litre to the water and a tablespoon of honey to the water. You can also feed probiotic or live yoghurt to aid the digestive system.

Recommended products:



Organic feed ~ £8.00
Provides everything your hens need to stay in tip top condition.
www.omlet.co.uk/shop/feed




Chicken Spice ~ £4.00
Not a new aftershave but a mineral supplement.
www.omlet.co.uk/shop/spice

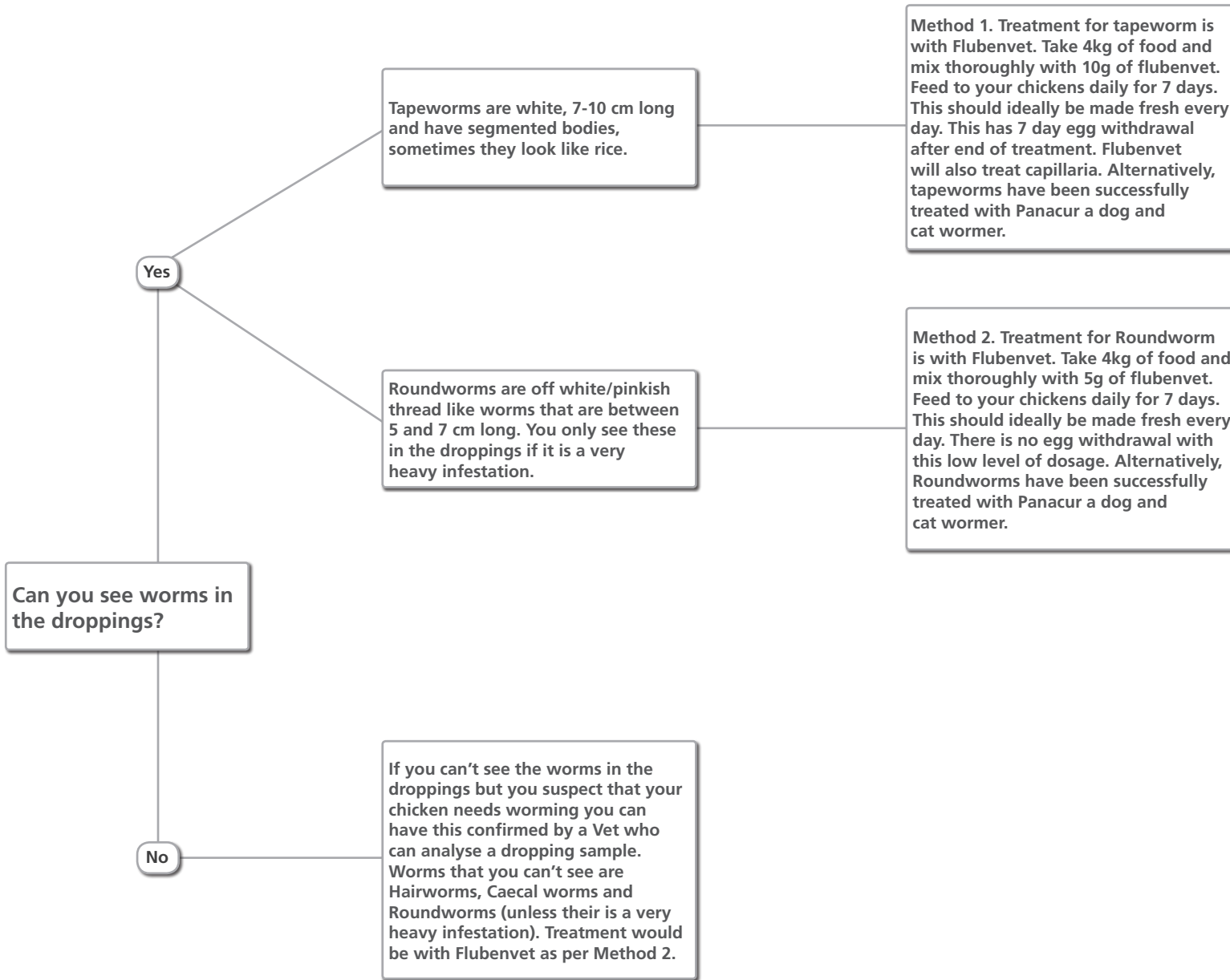


Verm-X ~ £11.00
100% natural ideal for controlling parasites in chickens.
www.omlet.co.uk/shop/verm

Salmonella vaccination: whilst Omlet hens are vaccinated against disease they require an annual booster from the Vet.



Problems with internal worms



Tip:
Its a good idea to worm your chickens twice a year once in the spring and once in the autumn, if you coincide this with when the chickens aren't laying you won't have to withdraw the eggs.

Recommended products:



Verm-X ~ £11.00
100% natural ideal for controlling parasites in chickens.
www.omlet.co.uk/shop/verm

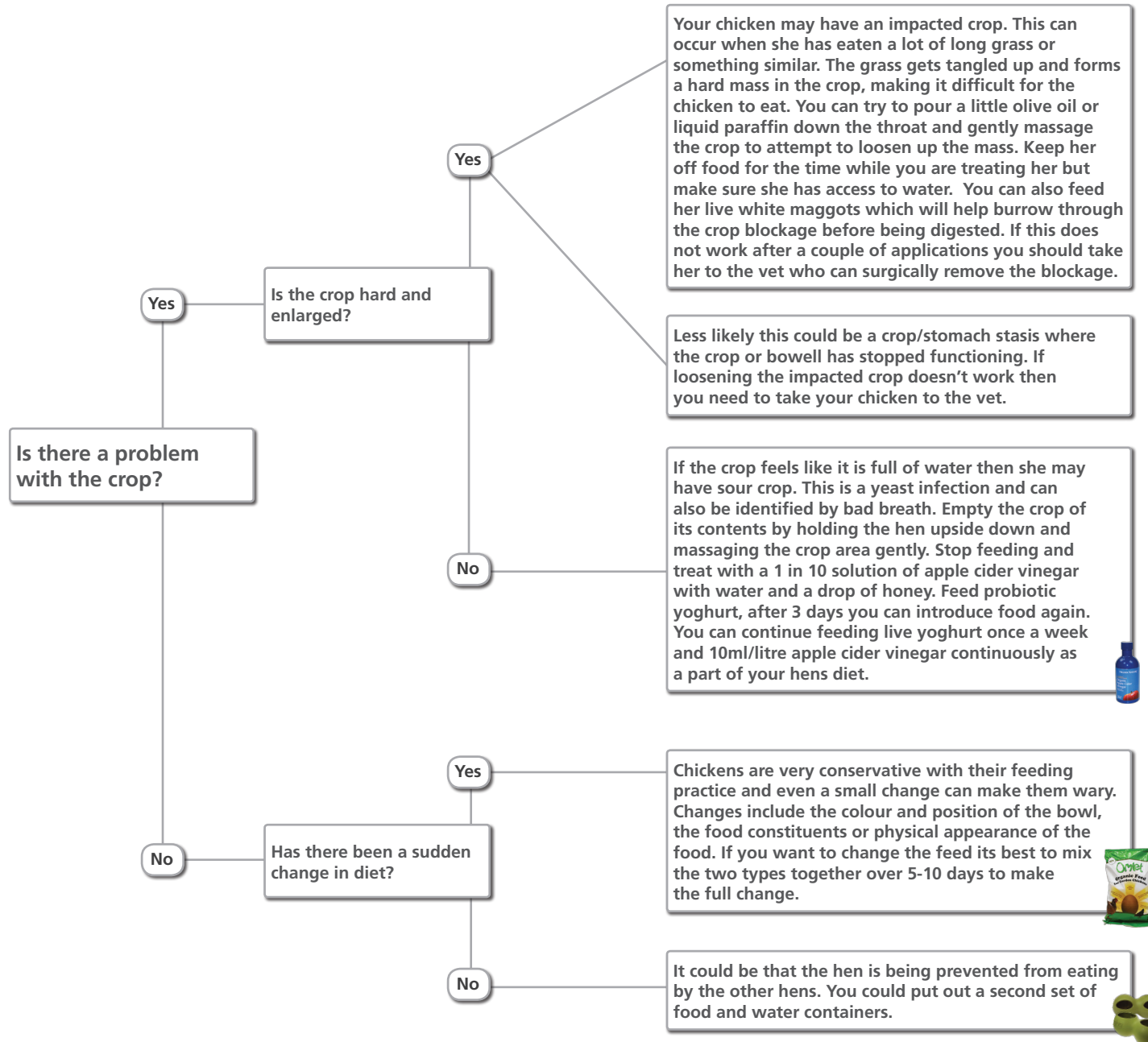


Diatomaceous Earth ~ £5.00
It can control both internal and external parasites.
www.omlet.co.uk/shop/earth



Problems with crop

Topics covered: Impacted crop and sour crop.



Tips:

With any sick chicken the first thing you should do is remove it from the flock. Apple cider vinegar is good at acidifying the bowls and crops thereby preventing bugs and suppressing pathogens and it also stimulates the immune system. Feeding pro,biotic or live yoghurts will help keep your chickens digestive system in good working order. A drop of honey is helpful to give your chicken energy. For dehydration try 20ml of the above 4,6 times a day. Before giving the above fluid check crop is sufficiently empty to take the fluid.

Any treatment which shows no improvement after 24 - 36hrs or condition gets worse then you must seek veterinary treatment immediately.

Recommended products:



Organic feed ~ £8.00
Provides everything your hens need to stay in tip top condition.
www.omlet.co.uk/shop/feed



Apple Cider Vinegar ~ £6.00
Aid digestion and help keep their feathers in good condition.
www.omlet.co.uk/shop/cider



Grub ~ £10.00
The Grub holds enough food to feed four chickens for two days.
www.omlet.co.uk/shop/grub

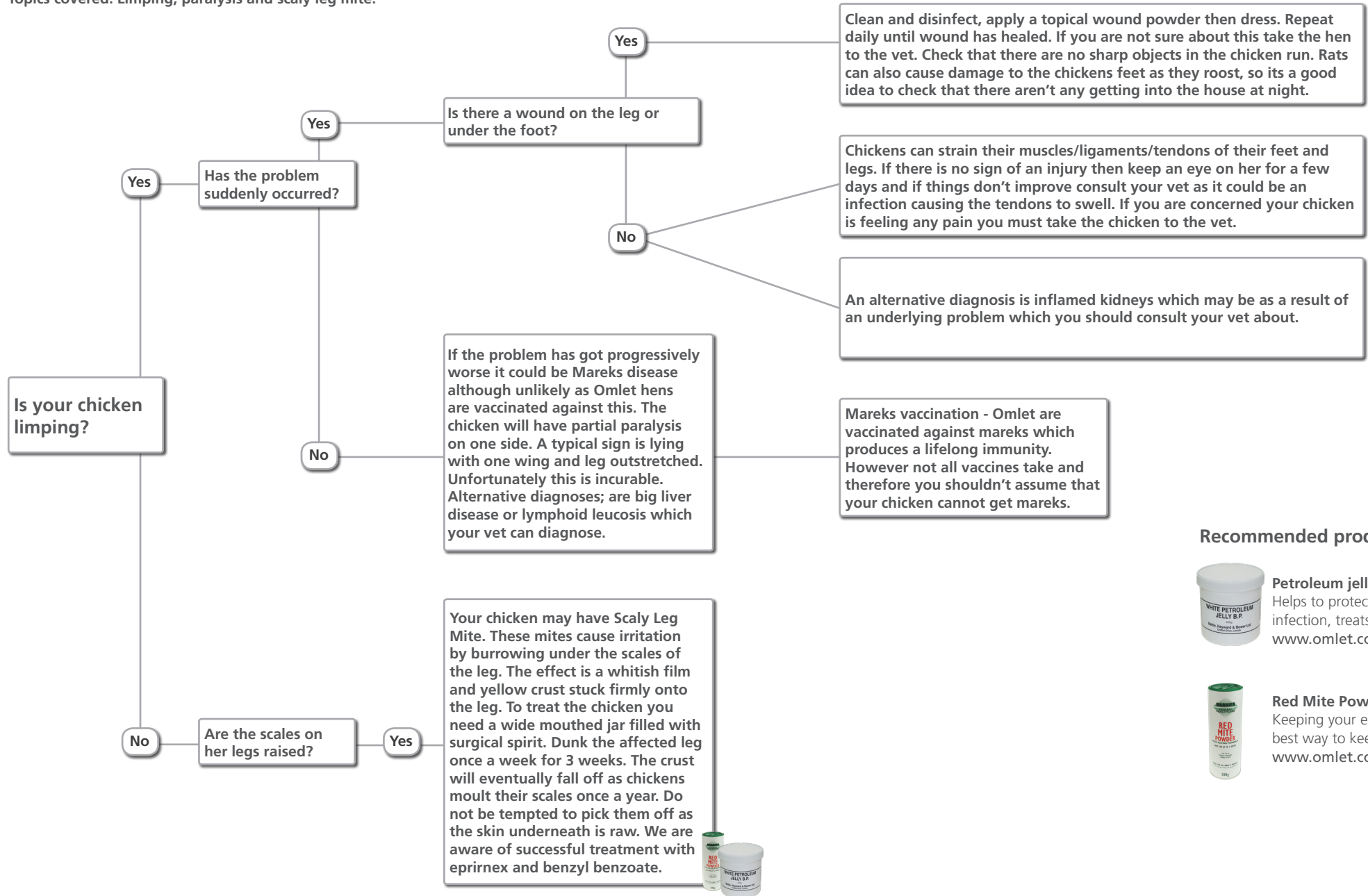


Glug ~ £10.00
Holds four pints of water and keeps it clean and fresh.
www.omlet.co.uk/shop/glug



Problems with legs and wings

Topics covered: Limping, paralysis and scaly leg mite.



Recommended products:



Petroleum jelly ~ £3.50
Helps to protect wounds from infection, treats scaly leg.
www.omlet.co.uk/shop/jelly



Red Mite Powder ~ £8.50
Keeping your egglu clean is the best way to keep red mites away.
www.omlet.co.uk/shop/mite