

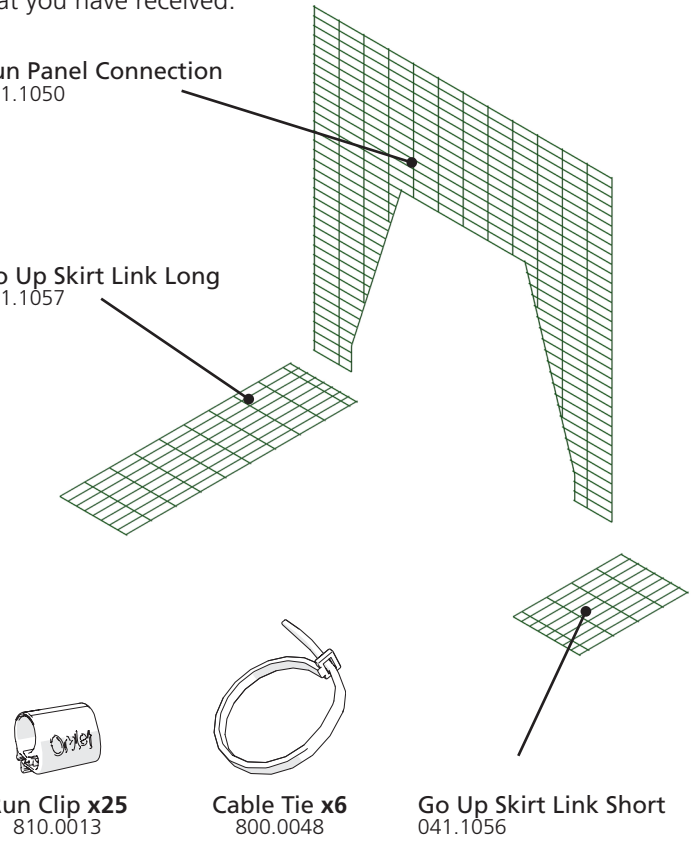
Eglu Go UP & Run Connection Kit Instructions



What you have received:

Run Panel Connection
041.1050


Go Up Skirt Link Long
041.1057



Run Clip x25
810.0013

Cable Tie x6
800.0048


Go Up Skirt Link Short
041.1056



Remove the end panel and skirt from your Eglu Go UP Run.

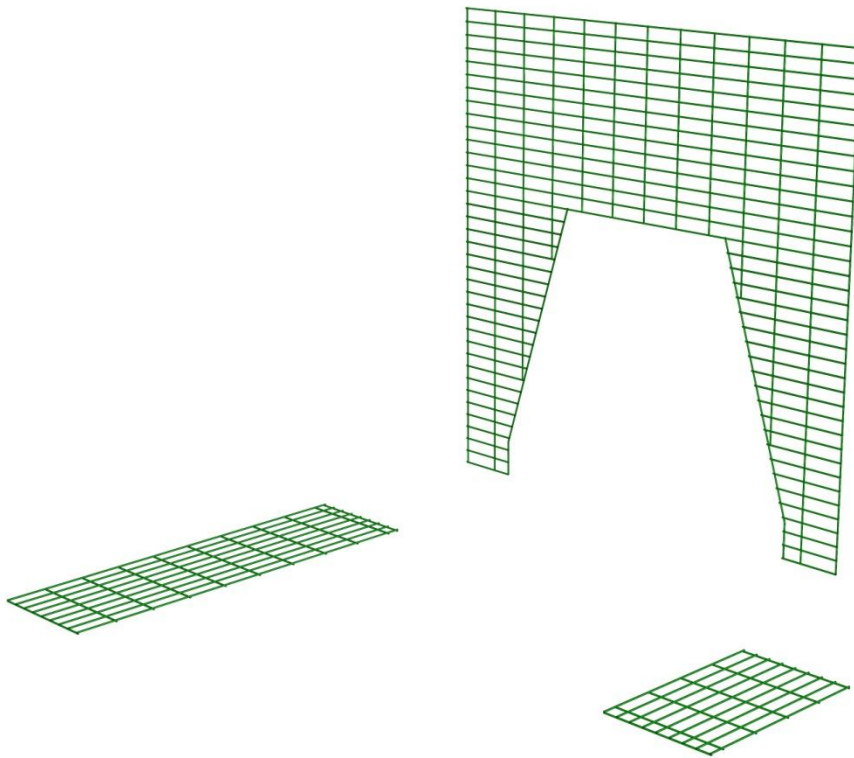
Replace a Lower Panel on your Walk In Run with the Run Connection Panel.

Attach the Eglu Go UP and Run and Link Panels to the Walk in Run using Clips and Cable Ties in the positions shown.

Cable Ties on one side are highlighted with a 

Go Up Run Connection Kit

Part number	Description	Qty.	Packed
041.1050	Run Panel Connection	1	
041.1056	Run Panel Go Up Skirt Link Short	1	
041.1057	Run Panel Skirt Link Long	1	
800.0048	Cable Tie 6"	6	
810.0024.025000	Run Clips (Bagged) 25pk	1	
-	Go Up Run Connection Instructions	1	



Pack in polybag and attach to Run Panels with zip tie



X 25



X 6



X 1