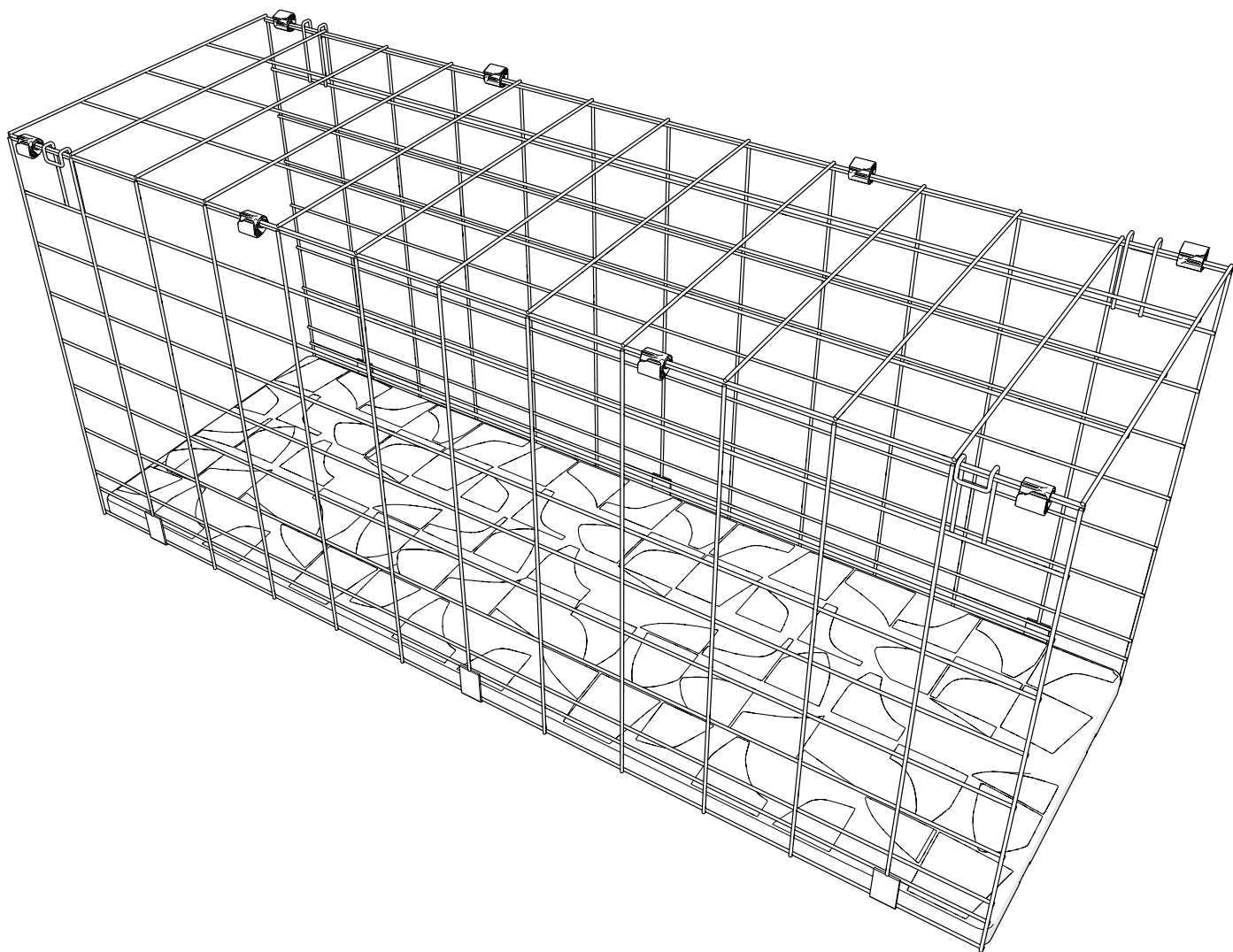


TUNNEL

Module Assembly

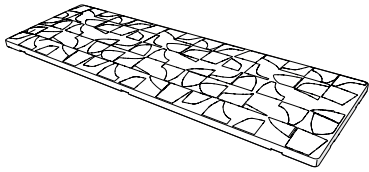
DE Montage des Tunnelmoduls · FR Assemblage du module tunnel · NL Montage van tunnelmodule
IT Assemblaggio modulo tunnel · ES Conjunto de módulo de túnel · SE Tunnelmodulmontage
DK Tunnelmodulsamling · NO Tunnelmodulmontering · PL Montaż modułu tunelowego




What you have received

DE Das haben Sie erhalten · FR Ce que vous avez reçu · NL Wat u heeft ontvangen · IT Cosa hai ricevuto
 ES Qué ha recibido · SE Vad du har fått · DK Du har modtaget · NO Hva du har mottatt · PL Co otrzymałaś/eś

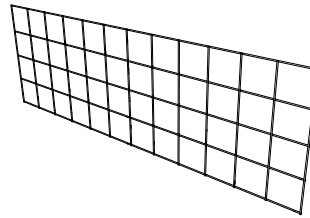
096.0020 Boxed Tunnel




X1
Tunnel Platform
096.1001



X2
Tunnel Side
096.1002

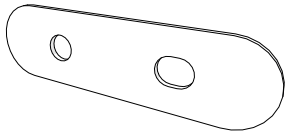


X1
Tunnel Top
096.1003




X2
Tension Wire
096.1106

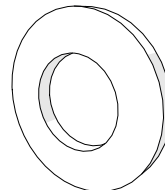
096.0100 Fixings Pack Tunnel




X2
Platform
Connection Bracket
096.1101



X2
Mesh Spacer Clip
096.1105



X10
Nylon Washer M6
800.0323



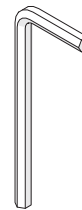
X10
M6x12mm Bolt
800.0353



X6
Cable Tie
3mmx200mm
800.0427




X14
Mighty Clip C
810.0134

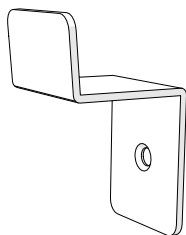


X1
4mm Allen Key
810.1122

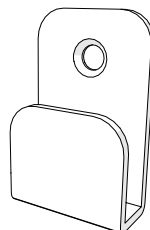
096.0112 Wall Mounting Fixings Pack Tunnel



X5
Wall Mounting Clip
096.1045



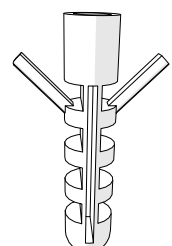
X2
Wall Mounted Bracket
096.1102



X2
Wall Mounting Mesh Hook
096.1104

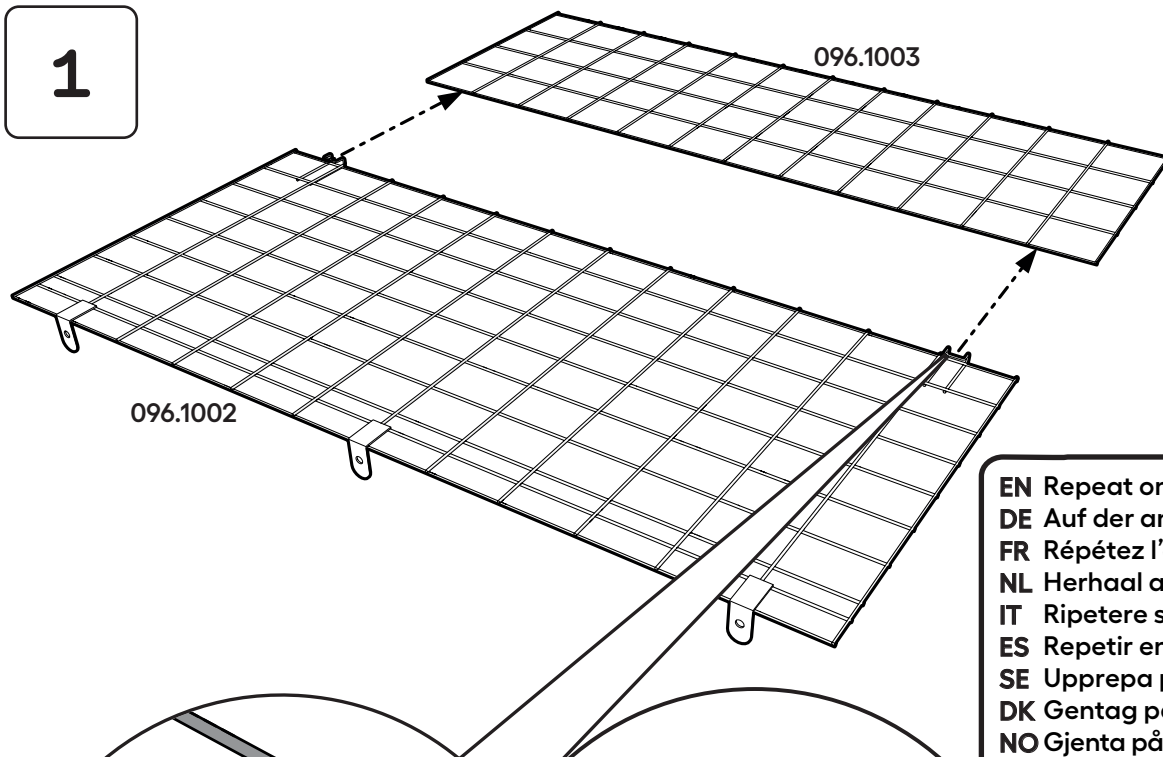


X7
Woodscrew
4 x 30mm
800.0366

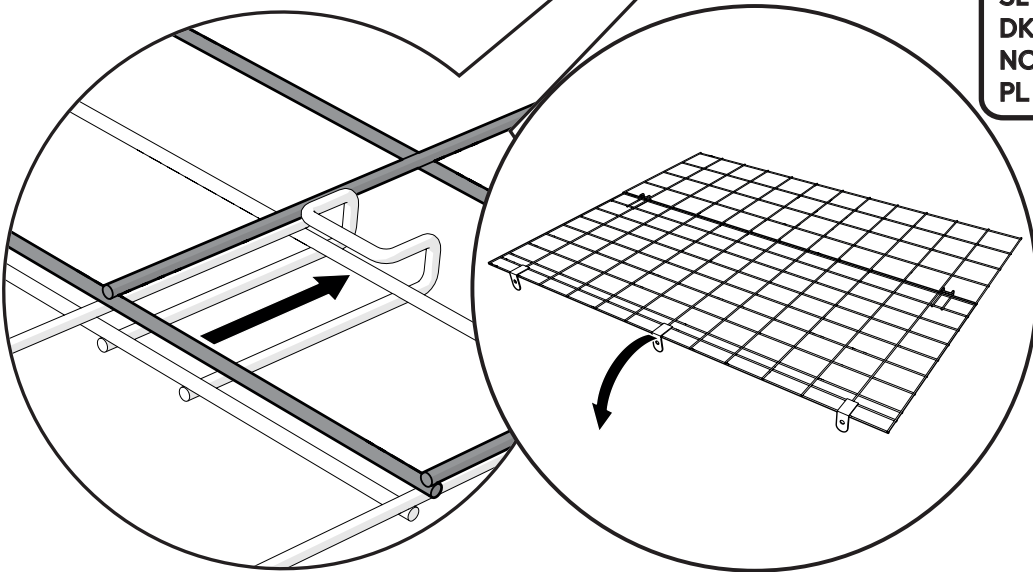


X7
Wall Plug
800.0392

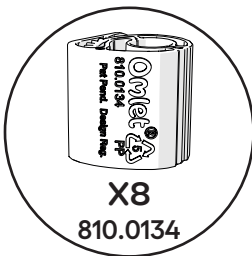
1



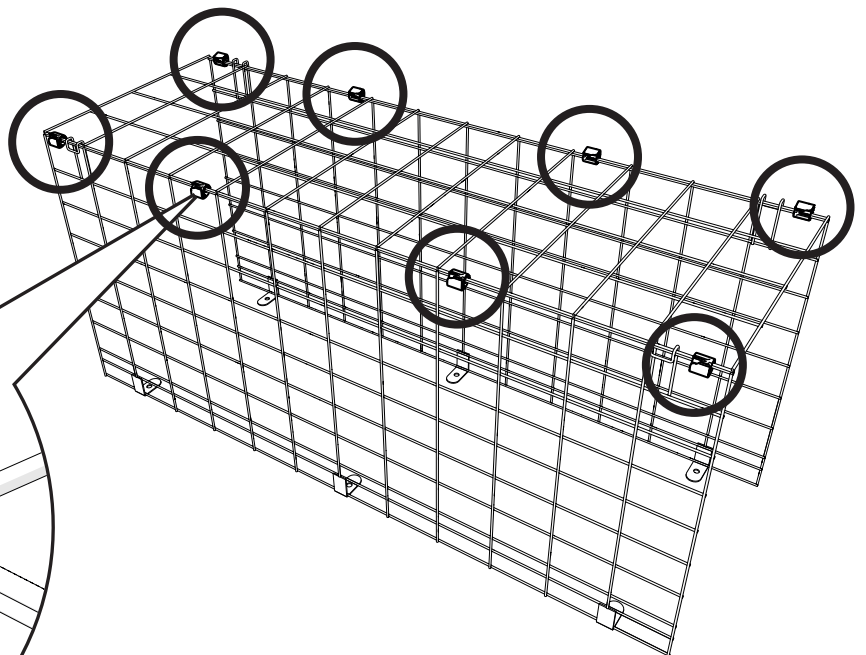
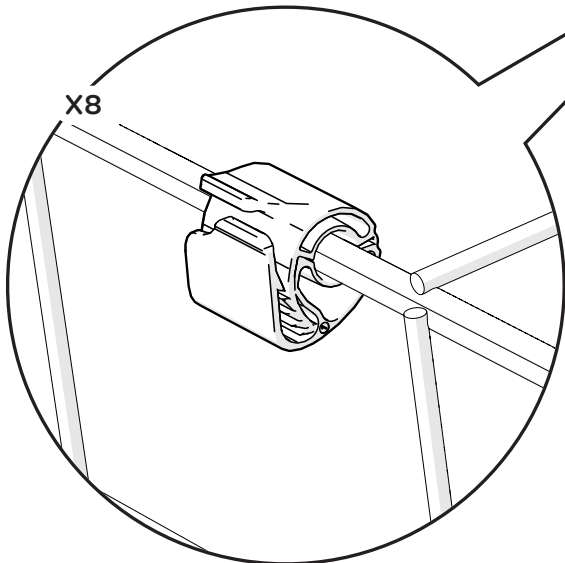
EN Repeat on other side
 DE Auf der anderen Seite wiederholen
 FR Répétez l'opération de l'autre côté
 NL Herhaal aan het andere zijde
 IT Ripetere sul lato opposto
 ES Repetir en la otra cara
 SE Upprepa på andra sidan
 DK Gentag på den anden side
 NO Gjenta på den andre siden
 PL Zrób to samo po drugiej stronie



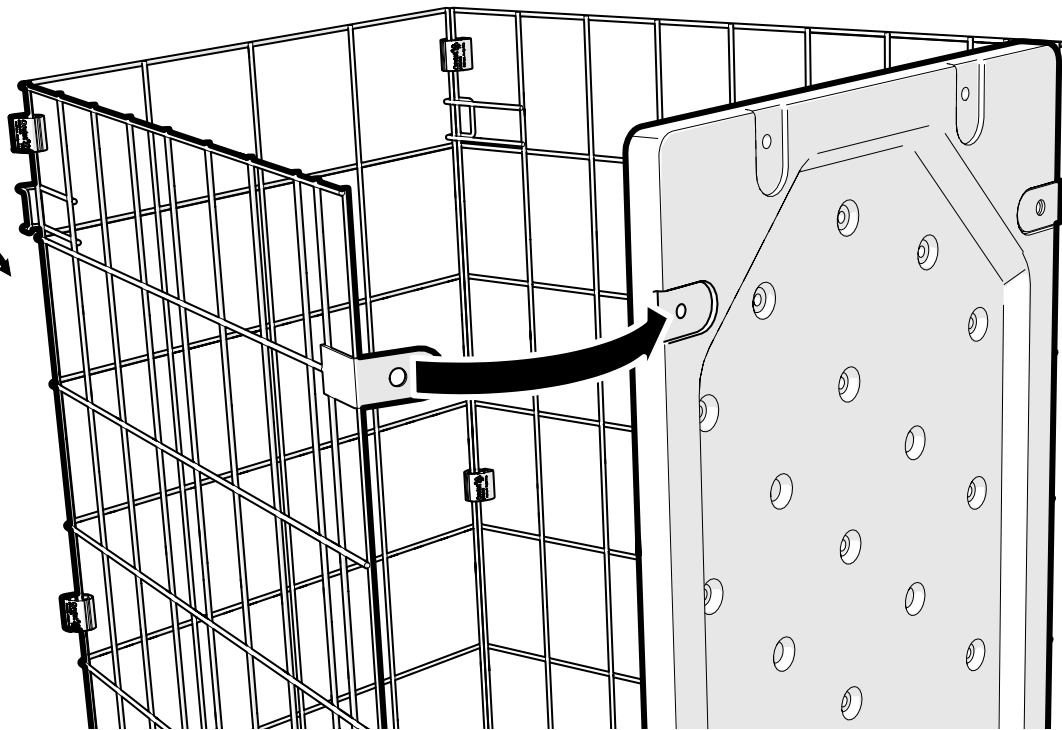
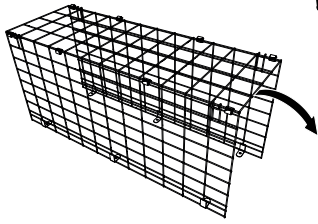
2



X8
810.0134

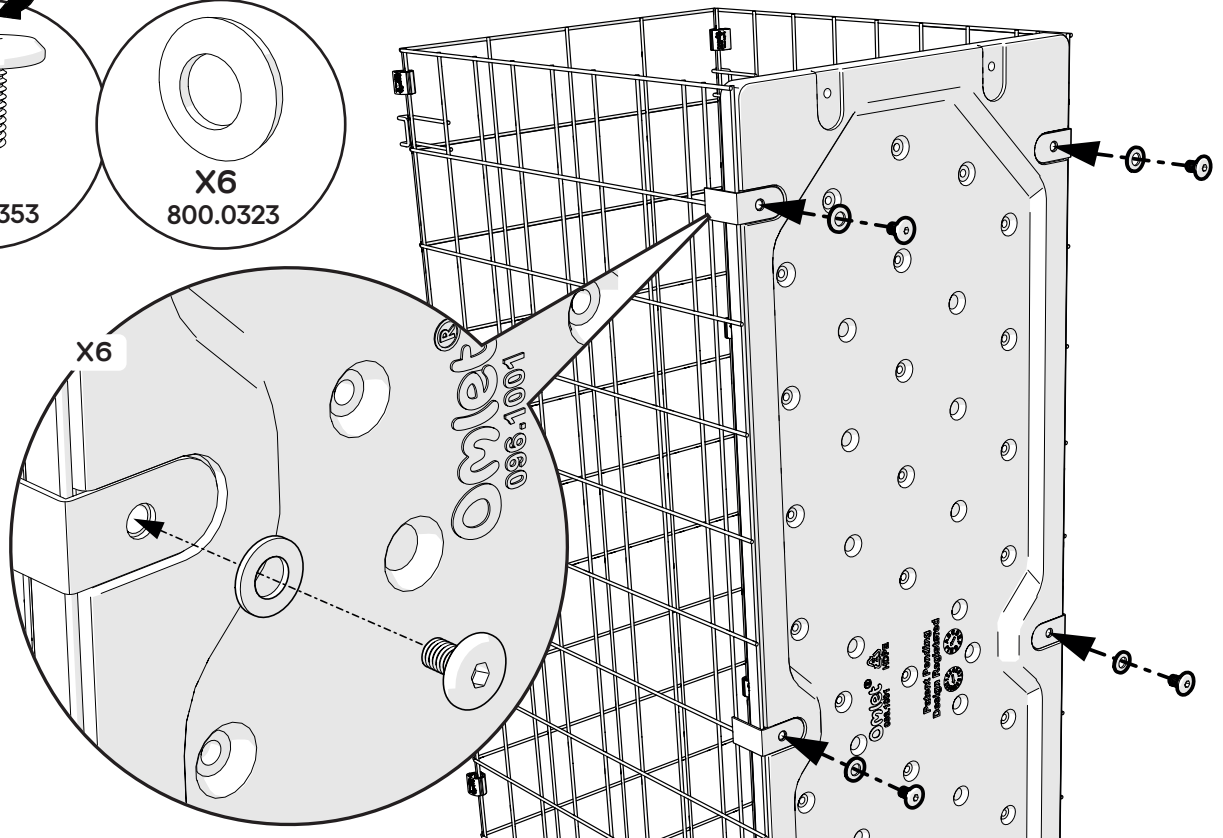
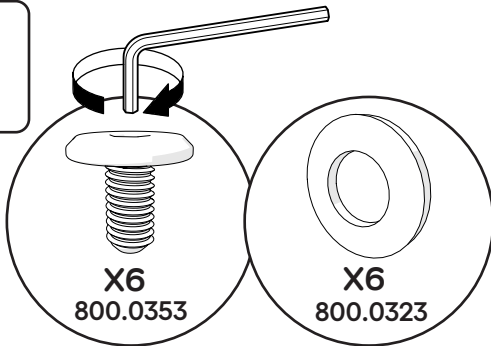


3



096.1001

4



Repeat steps 1-4 for all Tunnels you have purchased.

- DE Wiederholen Sie Schritte 1-4 für alle von Ihnen erworbenen Tunnel.
- FR Répétez les étapes 1 à 4 pour tous les tunnels que vous souhaitez installer
- NL Herhaal stappen 1-4 voor alle tunnels die u heeft aangeschaft
- IT Ripetere gli step 1-4 per tutti i tunnel acquistati
- ES Repita los pasos 1-4 para todos los túneles que haya adquirido
- SE Upprepa steg 1-4 för alla tunnlar du har köpt.
- DK Gentag trin 1-4 for alle tunneler, du har købt
- NO Gjenta trinn 1-4 for alle tunneler du har kjøpt
- PL Powtórz kroki 1-4 dla wszystkich zakupionych tuneli