

WINDOW BOX

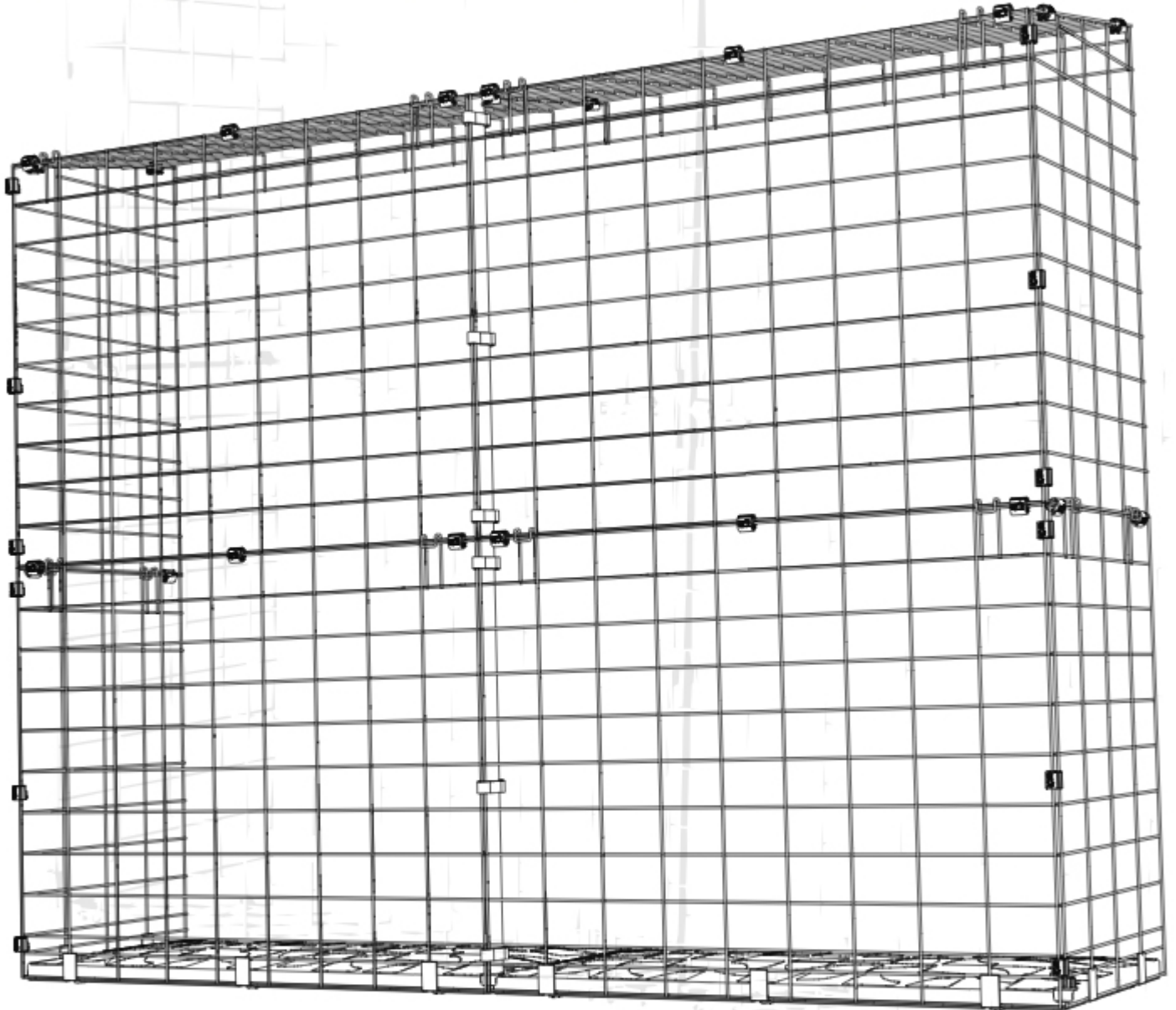
Module Assembly

DE Zusammenbau des Fensterboxmoduls · FR Assemblage du module Boîte de fenêtre

NL Assemblage van vensterboxmodules · IT Assemblaggio del modulo della finestra

ES Conjunto del módulo de caja de ventana · SE Montering av fönsterboxmodul

DK Vinduesboksmodulsamling · NO Vindusboksmodulsammenstilling · PL Montaż modułu skrzynki okiennej



Which size Window Box are you assembling? Please look at all the possible configurations on the following two pages.

DE Wie groß ist die Fenster-Box, die Sie montieren möchten? Bitte sehen Sie sich die möglichen Konfigurationen auf den folgenden zwei Seiten an.

FR Quelle est la taille de la boîte de fenêtre que vous installez? Veuillez consulter toutes les configurations possibles sur les deux pages suivantes.

NL Welke raamkozijn-box monteert u? Bekijk alle mogelijke configuraties op de volgende twee pagina's.

IT Qual è la dimensione della fioriera che installerai? Consulta tutte le possibili configurazioni nelle due pagine seguenti.


ES ¿Qué tamaño de jardinera está montando? Consulte todas las configuraciones posibles en las dos páginas siguientes.

SE Vilken storlek på fönsterlådan monterar du? Se alla möjliga konfigurationer på följande två sidor.

DK Hvilken størrelse vinduesboks samler du? Se alle mulige konfigurationer på de følgende to sider.

NO Hvilken størrelse Vindusboks monterer du? Vennligst se på alle mulige konfigurasjoner på de neste to sidene.

PL Jakiego rozmiaru Window Box montujesz? Proszę zapoznać się ze wszystkimi możliwymi konfiguracjami na kolejnych dwóch stronach.



Height: 2


- DE Höhe
- FR Hauteur
- NL Hoogte
- IT Altezza
- ES Alto
- SE Höjd
- DK Højde
- NO Høyde
- PL Wysokość

Width: 1

- DE Breite
- FR Largeur
- NL Breedte
- IT Larghezza
- ES Ancho
- SE Bredd
- DK Bredden
- NO Bredden
- PL Szerokość


1 x 2

096.0024 Boxed Window Box




1 x 3

096.0026 Boxed Window Box Vertical Extension A



1 x 4

096.0024 Boxed Window Box
096.0026 Boxed Window Box Vertical Extension A x2




2 x 2

096.0024 Boxed Window Box
096.0025 Boxed Window Box Horizontal Extension



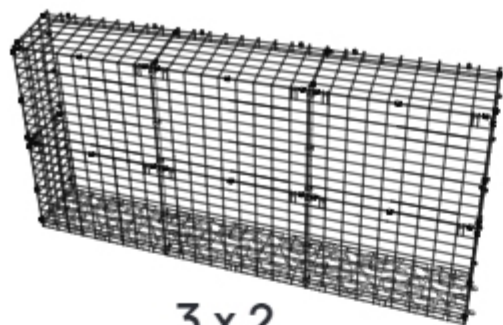
2 x 3

096.0024 Boxed Window Box
096.0025 Boxed Window Box Horizontal Extension
096.0026 Boxed Window Box Vertical Extension A
096.0027 Boxed Window Box Vertical Extension B



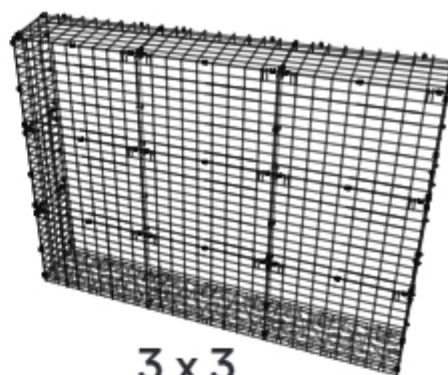
2 x 4

096.0024 Boxed Window Box
096.0025 Boxed Window Box Horizontal Extension
096.0026 Boxed Window Box Vertical Extension A x2
096.0027 Boxed Window Box Vertical Extension B x2




3 x 2

096.0024 Boxed Window Box
096.0025 Boxed Window Box Horizontal Extension **x2**



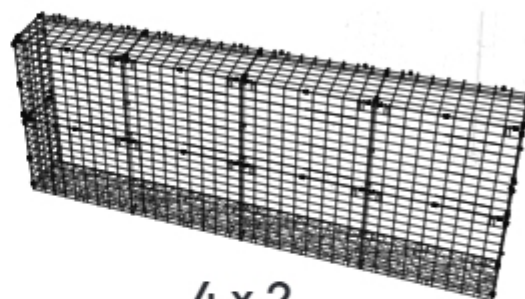
3 x 3

096.0024 Boxed Window Box
096.0025 Boxed Window Box Horizontal Extension
096.0026 Boxed Window Box Vertical Extension A **x2**
096.0027 Boxed Window Box Vertical Extension B **x2**



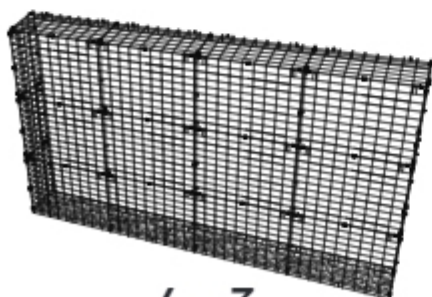
3 x 4

096.0024 Boxed Window Box
096.0025 Boxed Window Box Horizontal Extension **x2**
096.0026 Boxed Window Box Vertical Extension A **x2**
096.0027 Boxed Window Box Vertical Extension B **x4**




4 x 2

096.0024 Boxed Window Box
096.0025 Boxed Window Box Horizontal Extension **x3**



4 x 3

096.0024 Boxed Window Box
096.0025 Boxed Window Box Horizontal Extension
096.0026 Boxed Window Box Vertical Extension A **x3**
096.0027 Boxed Window Box Vertical Extension B **x3**



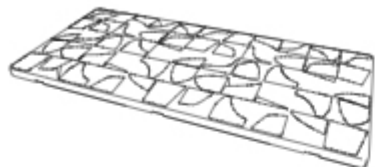
4 x 4

096.0024 Boxed Window Box
096.0025 Boxed Window Box Horizontal Extension **x3**
096.0026 Boxed Window Box Vertical Extension A **x2**
096.0027 Boxed Window Box Vertical Extension B **x6**


What you have received

DE Das haben Sie erhalten · FR Ce que vous avez reçu · NL Wat u heeft ontvangen · IT Cosa hai ricevuto
 ES Qué ha recibido · SE Vad du har fått · DK Du har modtaget · NO Hva du har mottatt · PL Co otrzymałaś/eś


096.0024 Boxed Window Box



X1
 Window Box Platform
 096.1031




X1
 Window Box Front Panel
 096.1032




X1
 Window Box Front Extension
 096.1033




X4
 Mesh Edge Protector 250
 810.0410



X2
 Window Box Side Panel
 096.1034



X1
 Window Box Top Panel
 096.1036



X2
 Window Box Side Triangle Top
 096.1038



X4
 Mesh Edge Protector 330
 810.0411

096.0102 : Fixings Pack Window Box



X15
 Wall Mounting Clip
 800.1045



X32
 Mighty Clip C
 810.0134



X12
 Nylon Washer
 M6 x 18 x 1.6mm
 800.0323

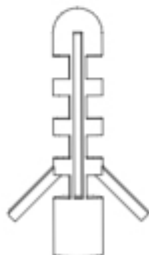


X6
 Cable Tie
 3 x 200mm
 800.0427

096.0114 : Fixings Pack 2 Window Box



X21
 Woodscrew
 4 x 30mm
 800.0366



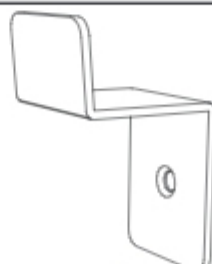
X21
 Wall Plug
 800.0392



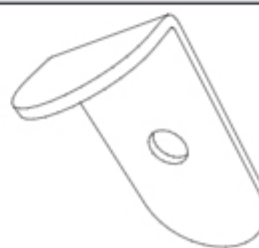
X1
 4mm Allen Key
 810.1122



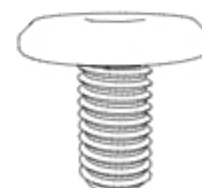
X12
 Mesh Hanging
 Bracket
 096.1044



X2
 Wall Mounted
 Bracket
 096.1102



X4
 Connection Hook
 096.1103



X10
 M6x12mm Bolt
 800.0353

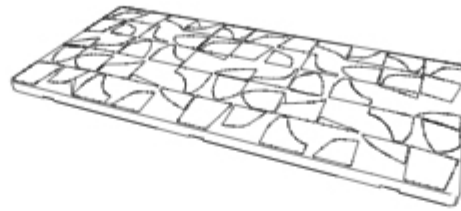
096.0025 Boxed Window Box Horizontal Extension




X1
Support Post
096.1042




X1
Extension Post
096.1043




X1
Window Box Platform
096.1031



X1
Window Box Front Panel
096.1032

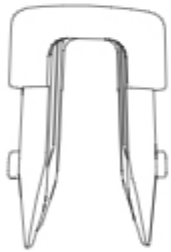


X1
Window Box Front Extension
096.1033

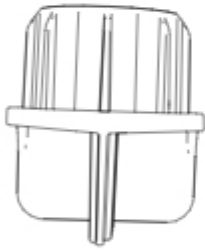


X1
Window Box Top Panel
096.1036

096.0104 : Fixings Pack Window Box Horizontal Extension



X1
Post Top Bung
096.1040



X1
Post Base Bung
096.1041



X6
Wall Mounting Clip
800.1045



X12
Nylon Washer
M6 x 18 x 1.6mm
800.0323



X6
Cable Tie
3 x 200mm
800.0427

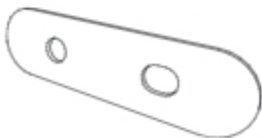


X8
Mighty Clip C
810.0134



X6
Mighty Clip D
810.0136

096.0115 : Fixings Pack 2 Window Box Horizontal Extension



X2
Platform Connection
Bracket
096.1101



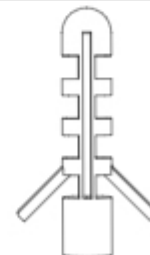
X2
Wall Mounted Bracket
096.1102



X8
M6 x 12mm Bolt
800.0353



X8
Woodscrew
4 x 30mm
800.0366




X8
Wall Plug
800.0392

096.0026 Boxed Window Box Vertical Extension A



X1
Window Box Front
Extension 096.1033



X2
Window Box Side Extension
096.1035

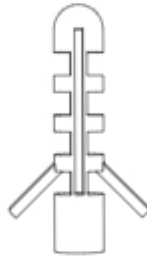
096.0103 : Fixings Pack Window Box Vertical Extension A



X6
Wall Mounting Clip
800.1045



X6
Woodscrew
4 x 30mm
800.0366



X6
Wall Plug
800.0392




X6
Cable Tie
3 x 200mm
800.0427



X13
Mighty Clip C
810.0134

096.0027 Boxed Window Box Vertical Extension B



X1
Window Box Front
Extension 096.1033



X1
Extension Post
096.1043

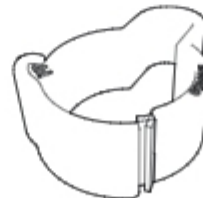
096.0110 : Fixings Pack Window Box Vertical Extension B



X6
Cable Tie 3mm x 200mm
800.0427



X6
Mighty Clip C
810.0134



X3
Mighty Clip D
810.0136



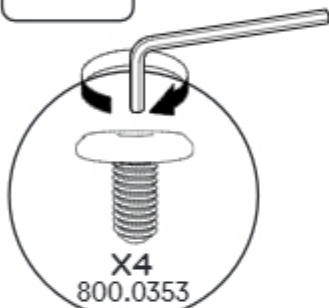
The Window box is a modular system. The following pages show the assembly of a 2x2 Window box. If you are assembling a different size the steps need to be adjusted but will follow the same principles.

DE Die Fenster-Box ist ein modulares System. Die folgenden Seiten zeigen die Montage einer 2 x 2 - Fenster - Box. Wenn Sie eine andere Größe zusammenbauen, müssen die Schritte angepasst werden, sie folgen aber den gleichen Prinzipien. **FR** La Boîte de fenêtre est un système modulaire. Les pages suivantes montrent l'installation d'une Boîte de fenêtré de 2 x 2 mètres. Si vous installez une boîte d'une taille différente, les étapes doivent être adaptées, mais elles suivent les mêmes principes. **NL** De raamkozijn-box is modulair. De volgende pagina's laten de montage van een 2 x 2 raamkozijn-box zien. Als u een andere maat monteert, moeten de stappen m.b.t. de maat worden aangepast, maar verder volgt het dezelfde principes. **IT** La fioriera è un sistema modulare. Le due pagine seguenti mostrano l'installazione di una fioriera 2 x 2. Se ne installi una di dimensioni diversi i vari passaggi dovranno essere adattati, ma seguono gli stessi principi. **ES** La jardinera es un sistema modular. En las páginas siguientes se muestra el montaje de una jardinera de 2 x 2. Si va a montar una de otro tamaño, deberá adaptar los pasos seguidos, pero seguirá los mismos principios. **SE** Fönsterlådan är ett modulärt system. Följande sidor visar monteringen av en 2 x 2 fönsterlåda. Om du monterar en annan storlek måste stegen justeras men kommer att följa samma principer. **DK** Vinduesboksen er et modulært system. De følgende sider viser samlingen af en 2 x 2 vinduesboks. Hvis du samler en anden størrelse, skal trinene justeres, men vil følge de samme principper. **NO** Vindusboksen er et modulært system. De følgende sidene viser monteringen av en 2 x 2 vindusboks. Hvis du monterer en annen størrelse, må trinnene justeres, men vil følge de samme prinsippene. **PL** Window box jest systemem modułowym. Na kolejnych stronach przedstawiono montaż window box 2 x 2. Jeżeli montujesz inny rozmiar, należy dostosować kolejne kroki, ale będą one przebiegać według tych samych zasad.

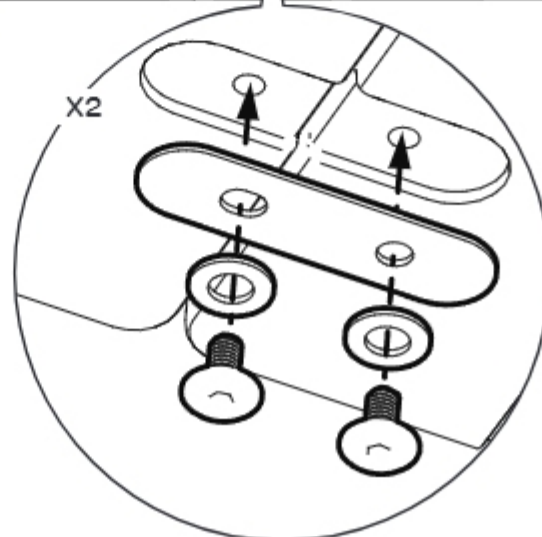
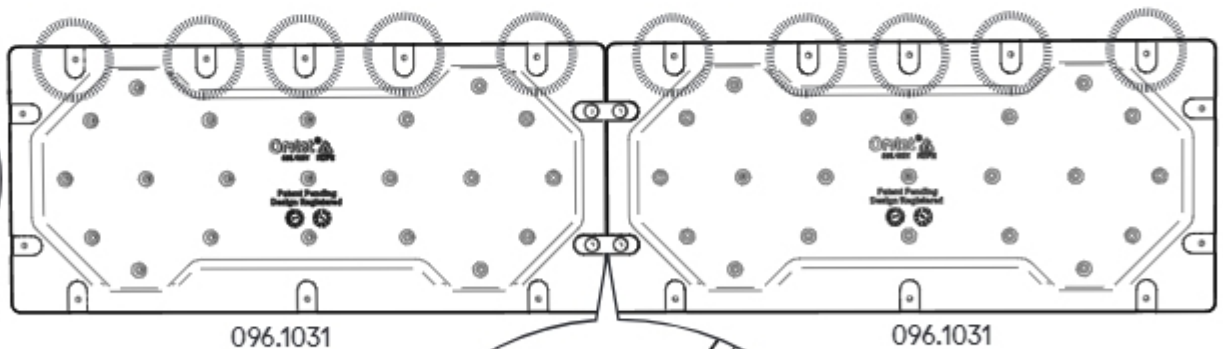
1



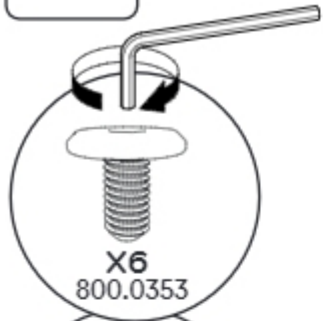
Please make sure the platforms are attached with the 5 bracket slots on the same side. This is the same side you'll attach your mesh panels to.



DE Bitte achten Sie darauf, dass die Plattformen mit den 5 Halterungsschlitzen auf der gleichen Seite angebracht werden. Dies ist auch die Seite, an der Sie die Gitter-Paneele befestigen werden. **FR** Veillez à ce que les plateformes soient fixées avec les 5 fentes de fixation du même côté. Il s'agit du même côté que celui sur lequel vous fixerez vos panneaux grillagés. **NL** Zorg er a.u.b. voor dat de platforms worden bevestigd aan de vijf beugelsleuven aan dezelfde zijde. Dezelfde zijde als waar je de rasterpanelen aan bevestigt. **IT** Assicurati che le piattaforme siano fissate con i 5 ganci di supporto sullo stesso lato. Questo è lo stesso lato a cui fisserai i pannelli in rete. **ES** Por favor, asegúrese de que las plataformas se fijan con las 5 ranuras de soporte en el mismo lado. El mismo lado al que fijará sus paneles de malla. **SE** Se till att plattformarna är fästa med de 5 fästena på samma sida. Samma sida som du fäster dina nätpaneler på. **DK** Sørg for, at platformene er fastgjort med de 5 beslag på samme side. Den samme side, du fastgør dine netpaneler til. **NO** Sørg for at plattformene er festet med de 5 brakettsporene på samme side. Den samme siden du fester nettpanelene til. **PL** Upewnij się, że platformy są przymocowane za pomocą 5 wsporników po tej samej stronie. Po tej samej stronie, do której przymocujesz panele siatki.

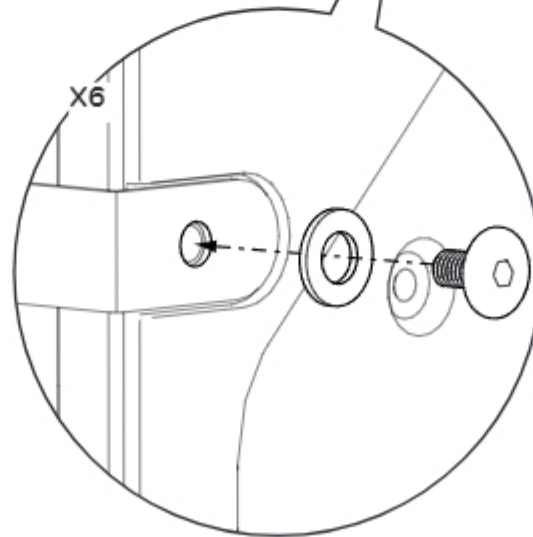
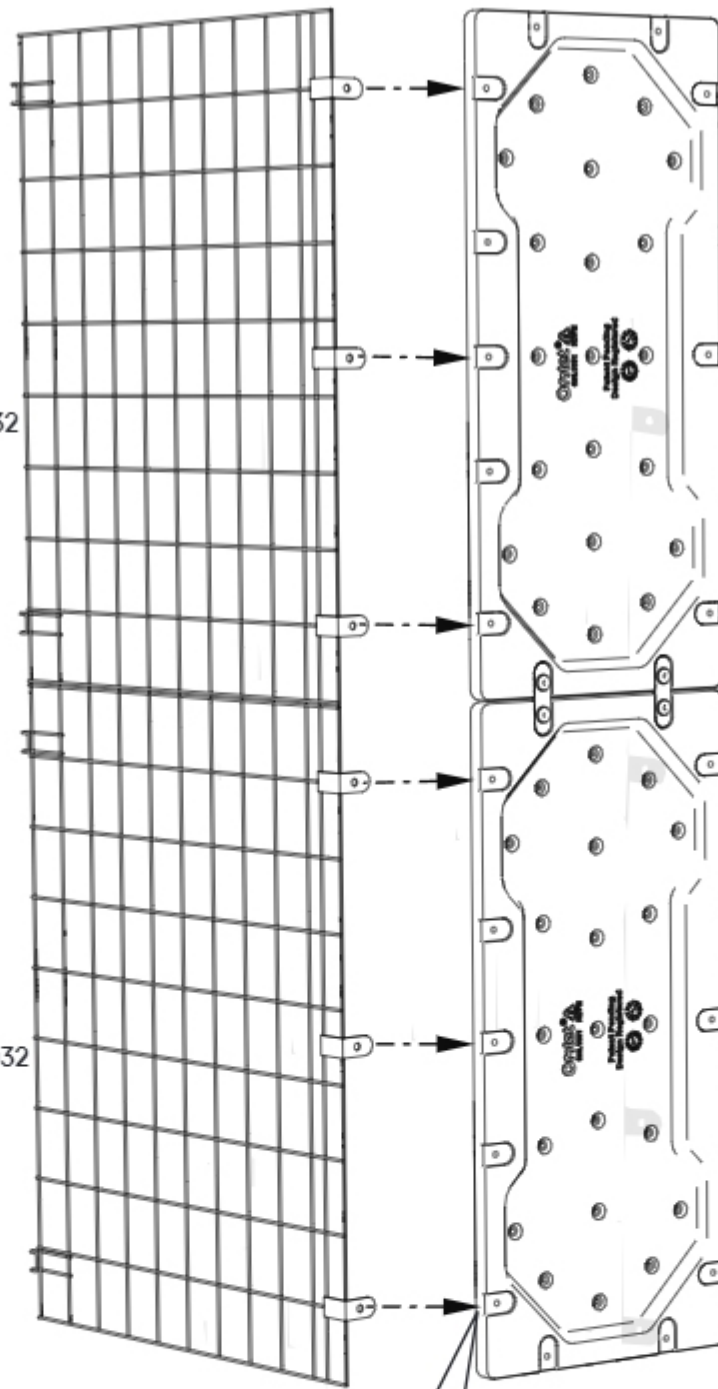


2

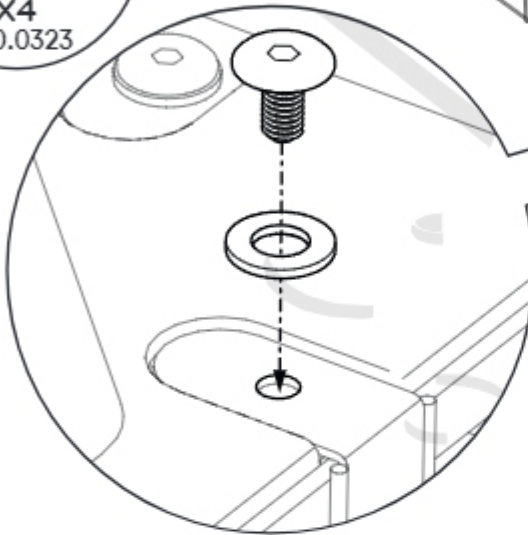
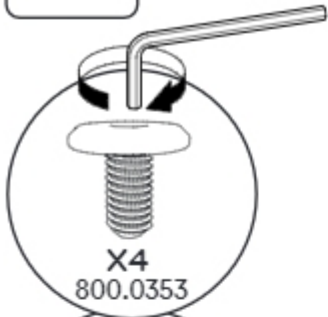


096.1032

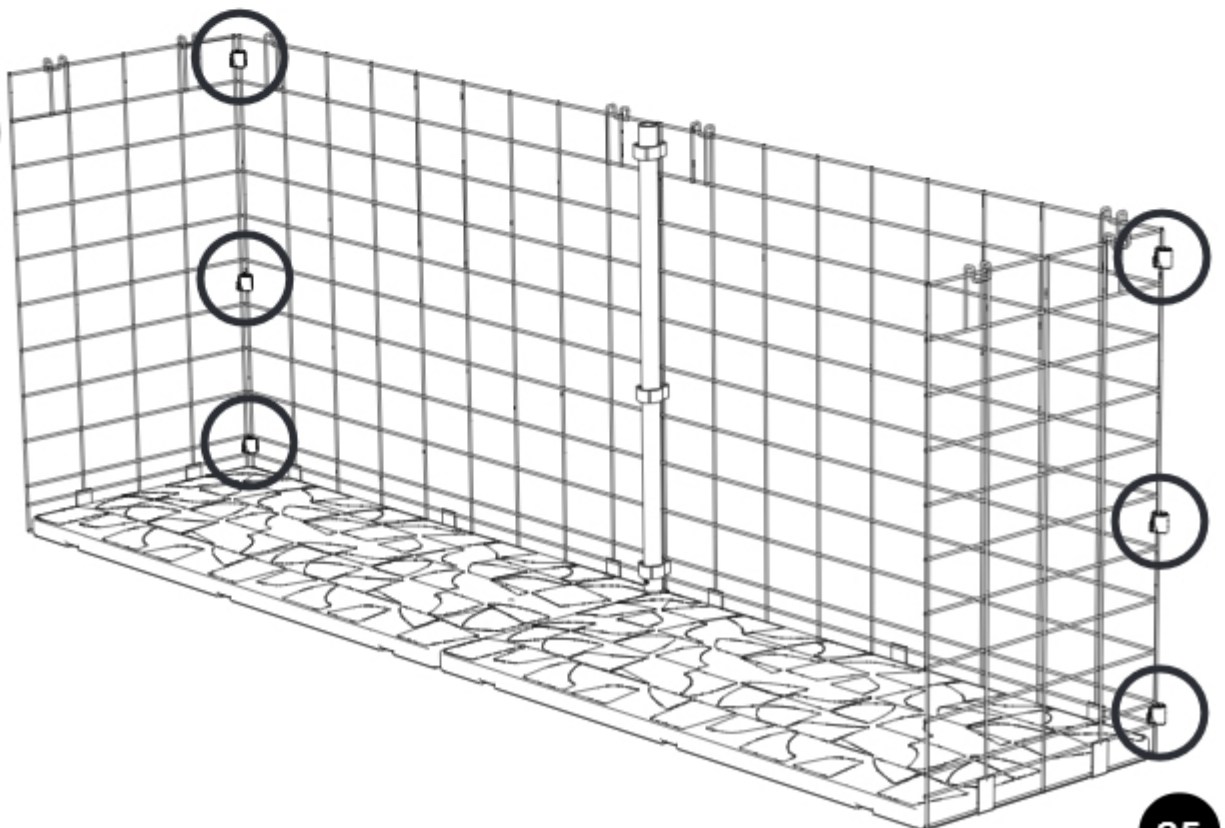
096.1032



3



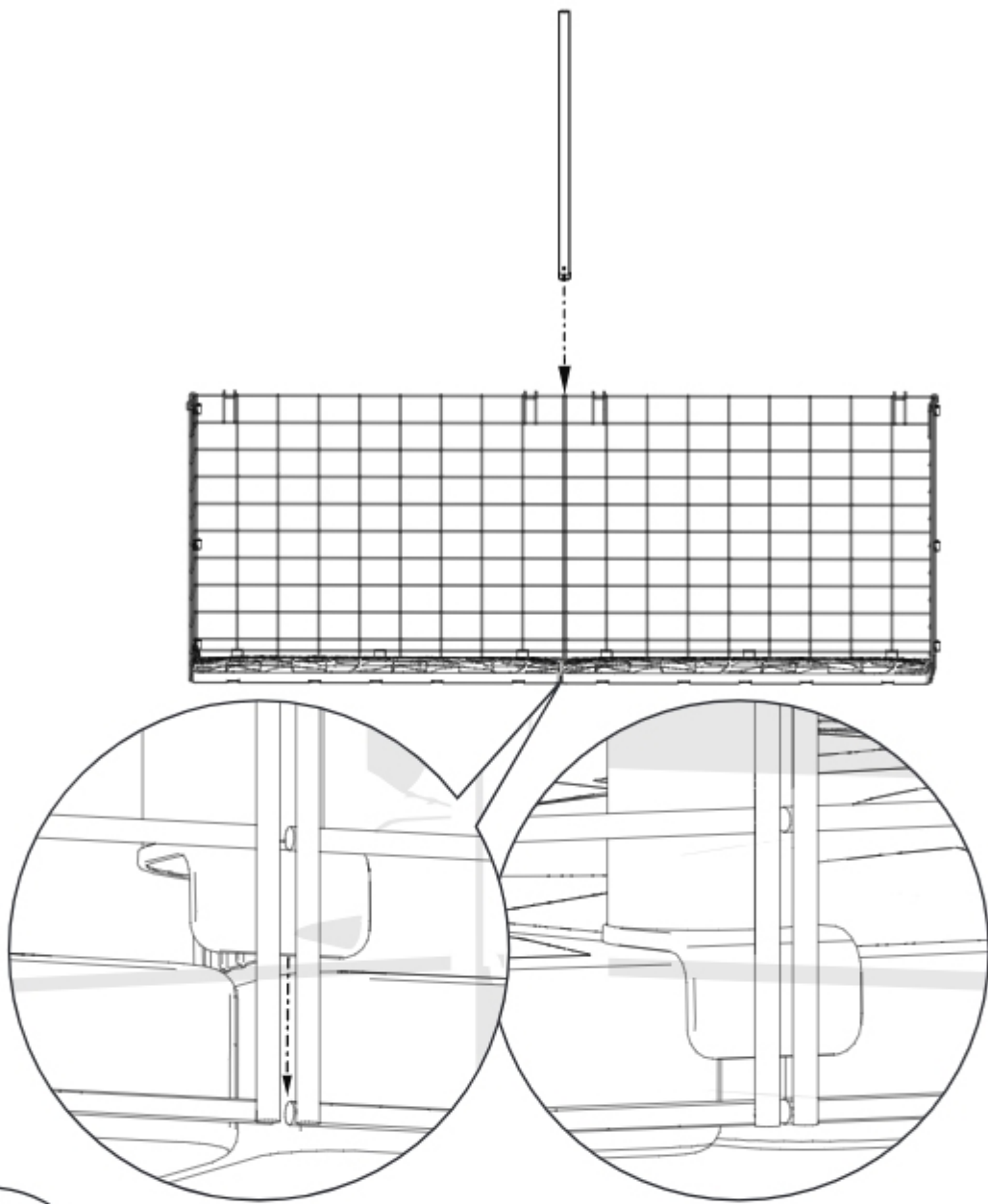
4



5

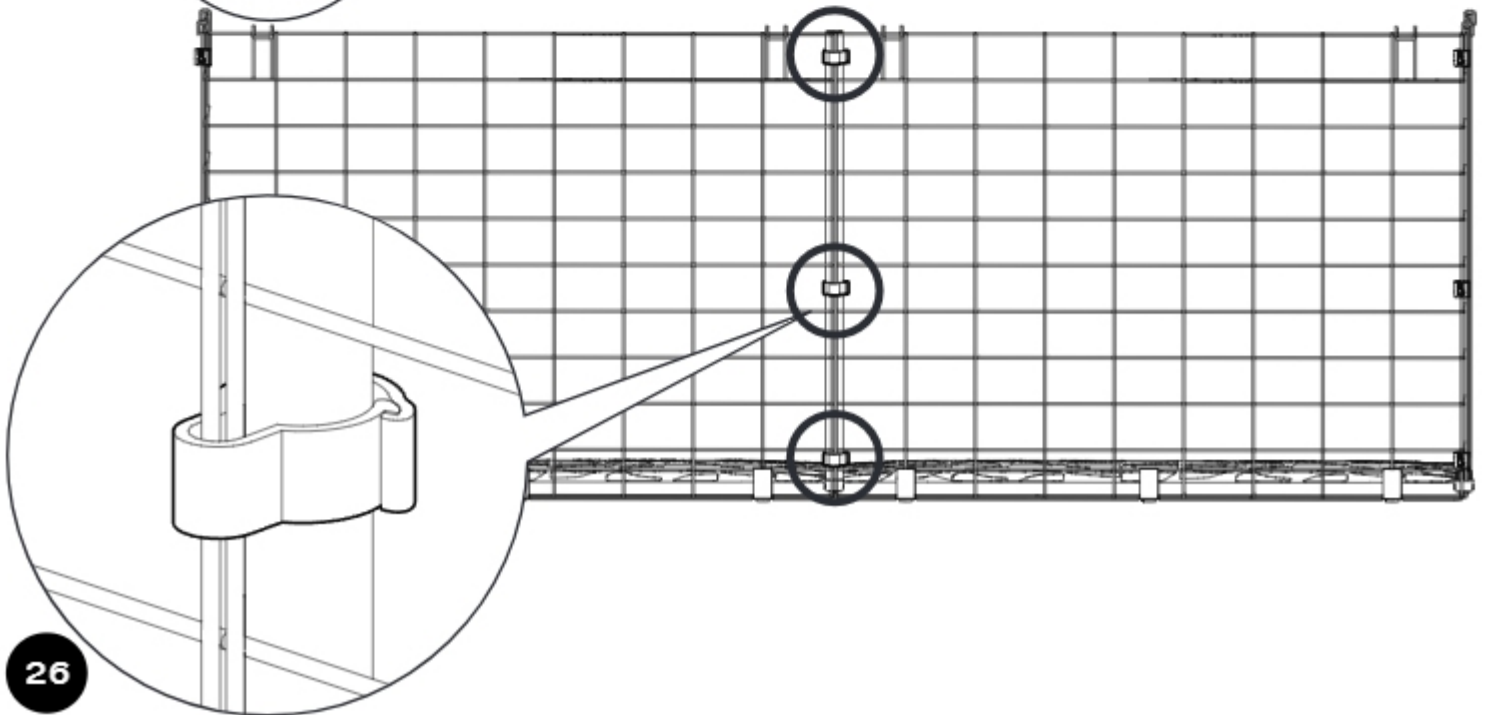
096.1042

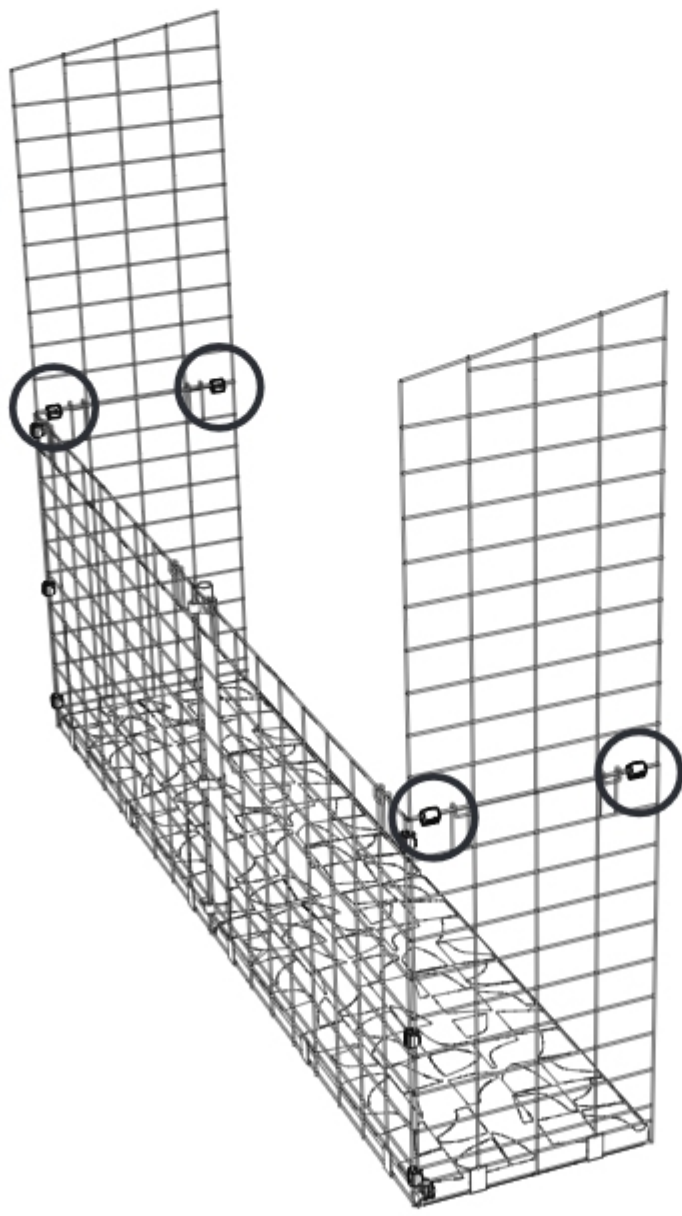
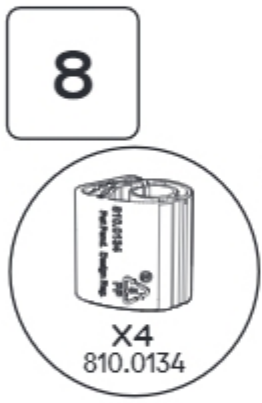
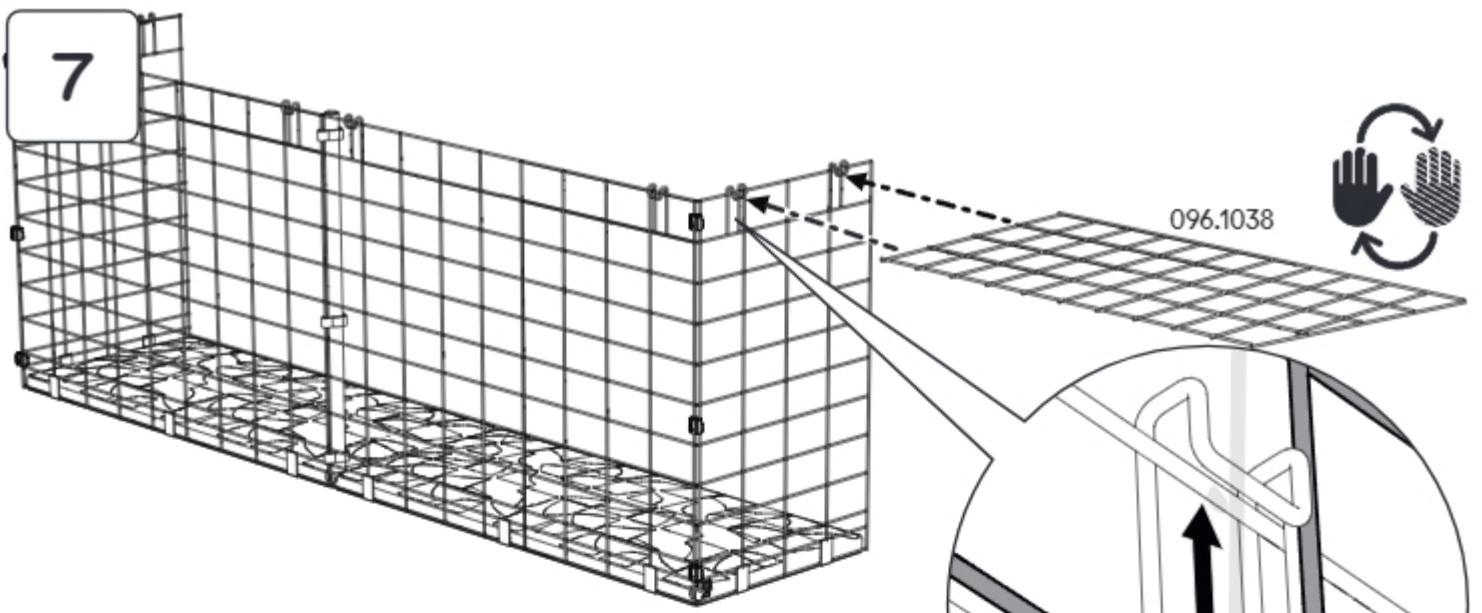
096.1041



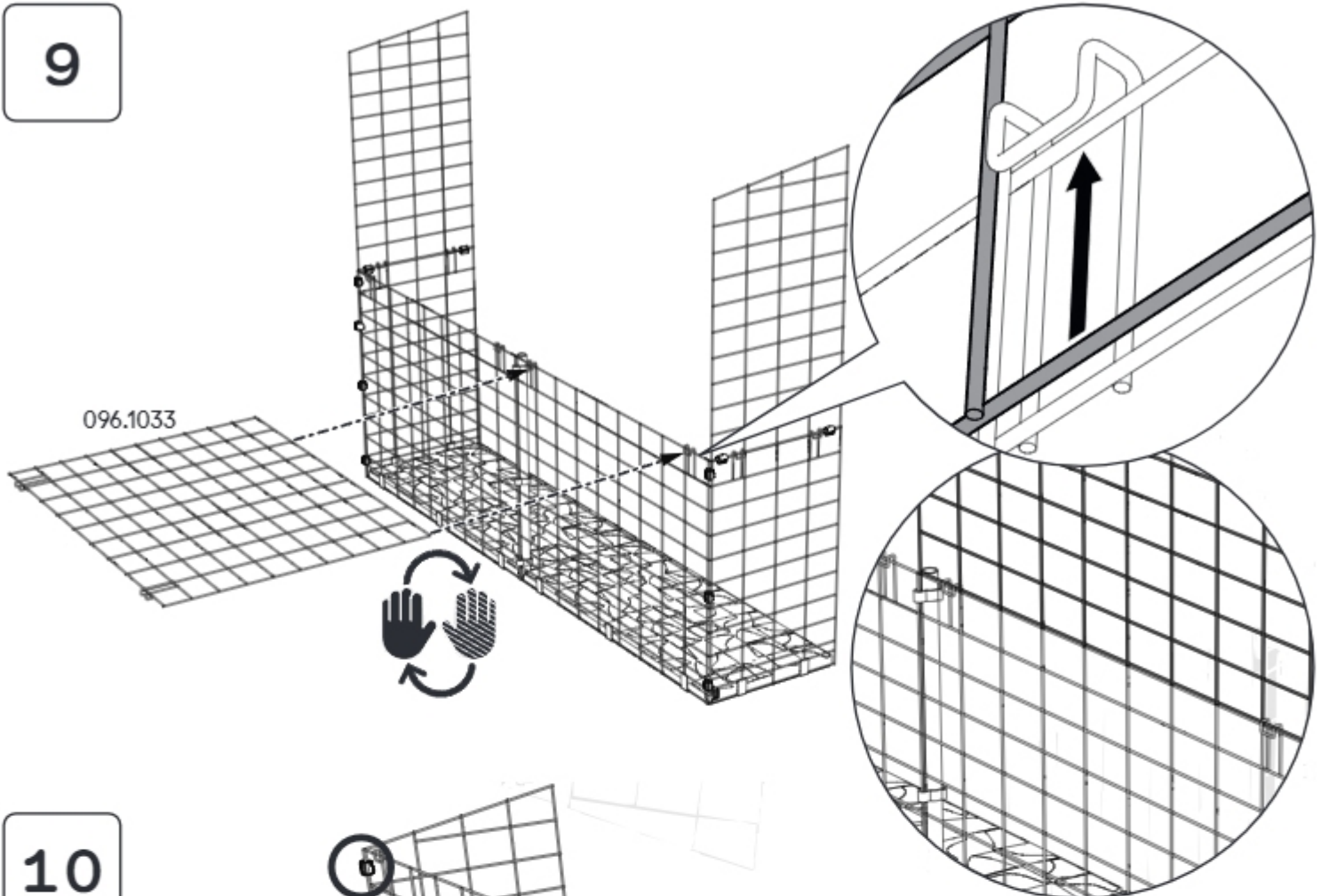
6

X3
810.0136

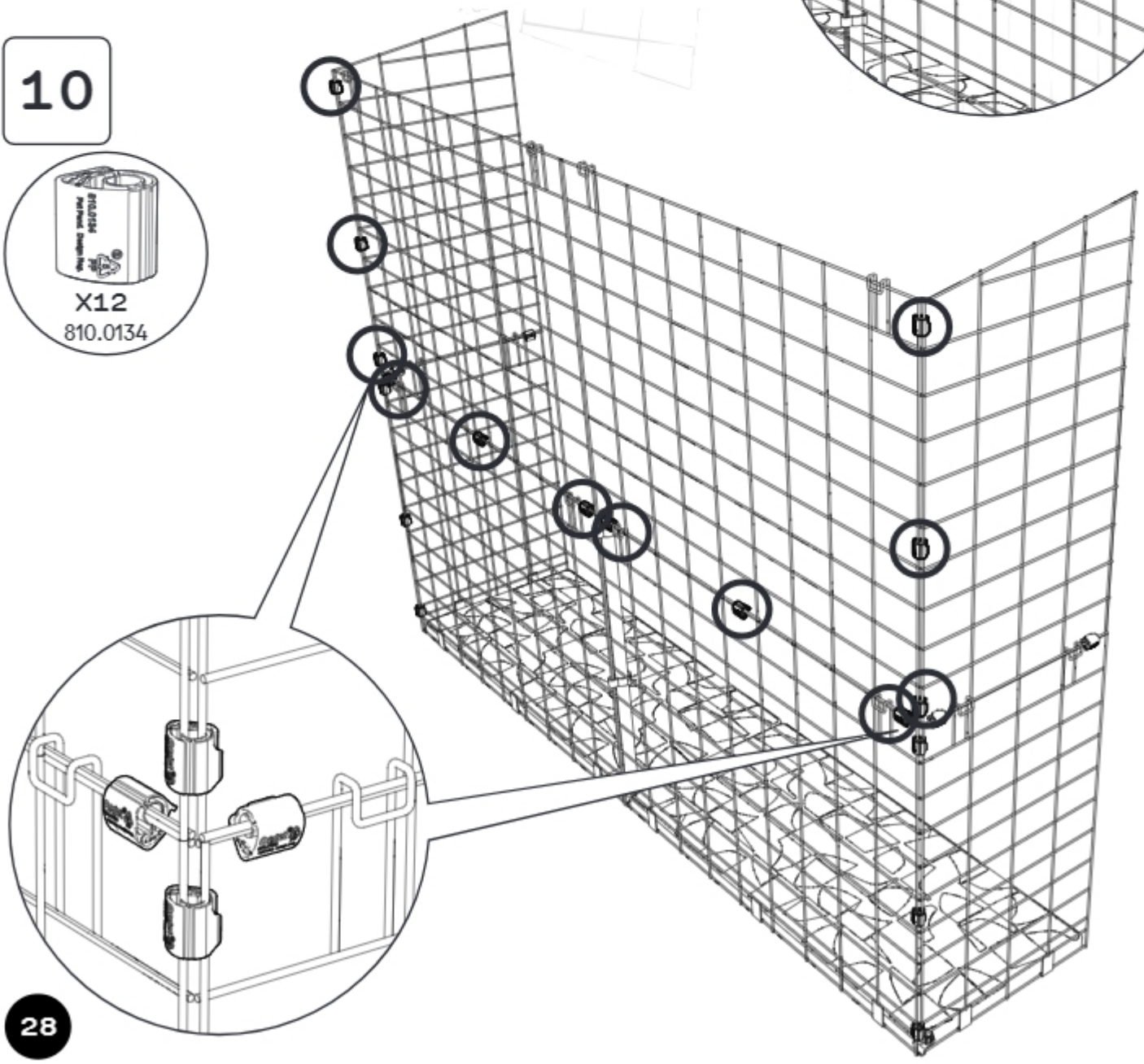




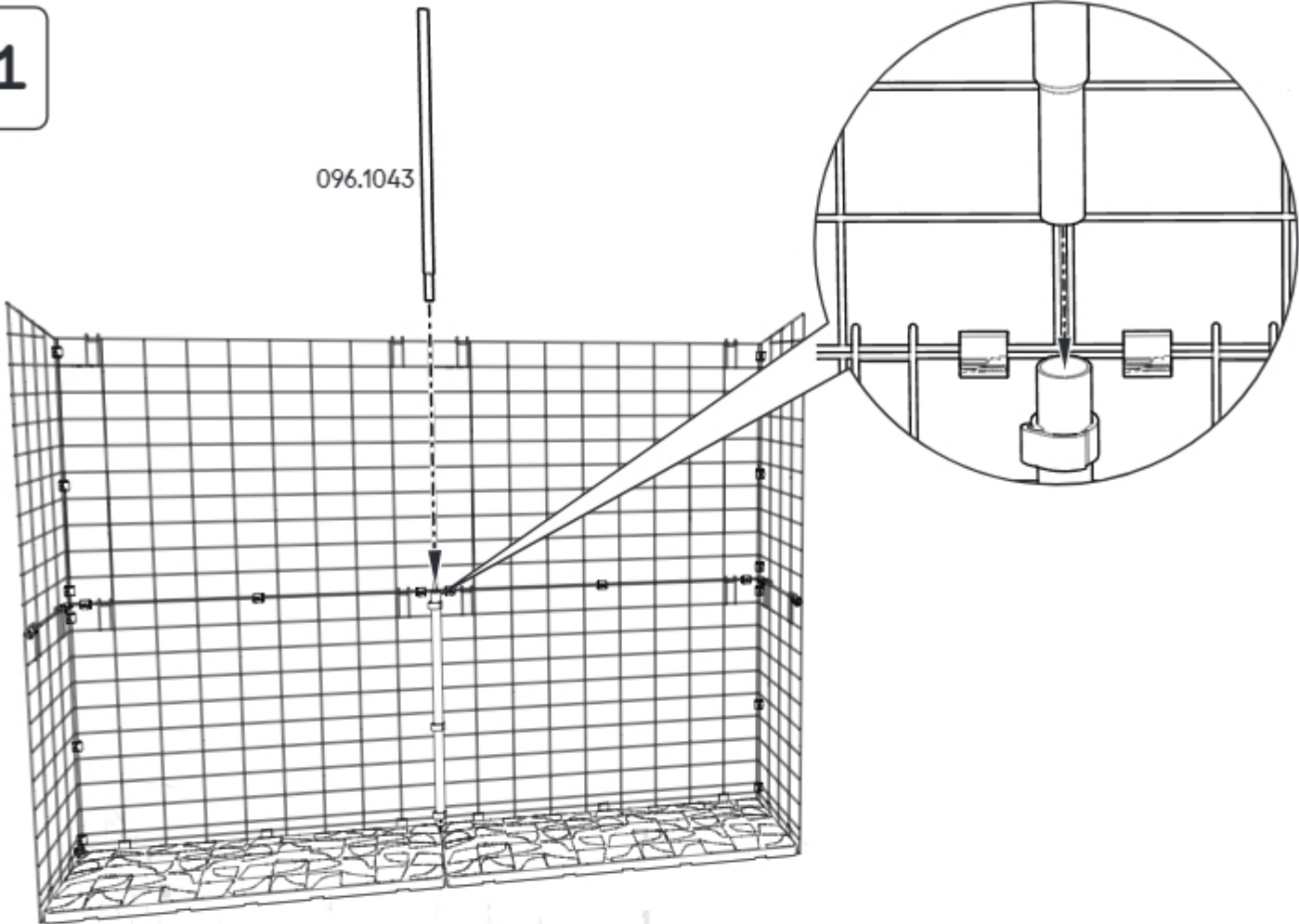
9



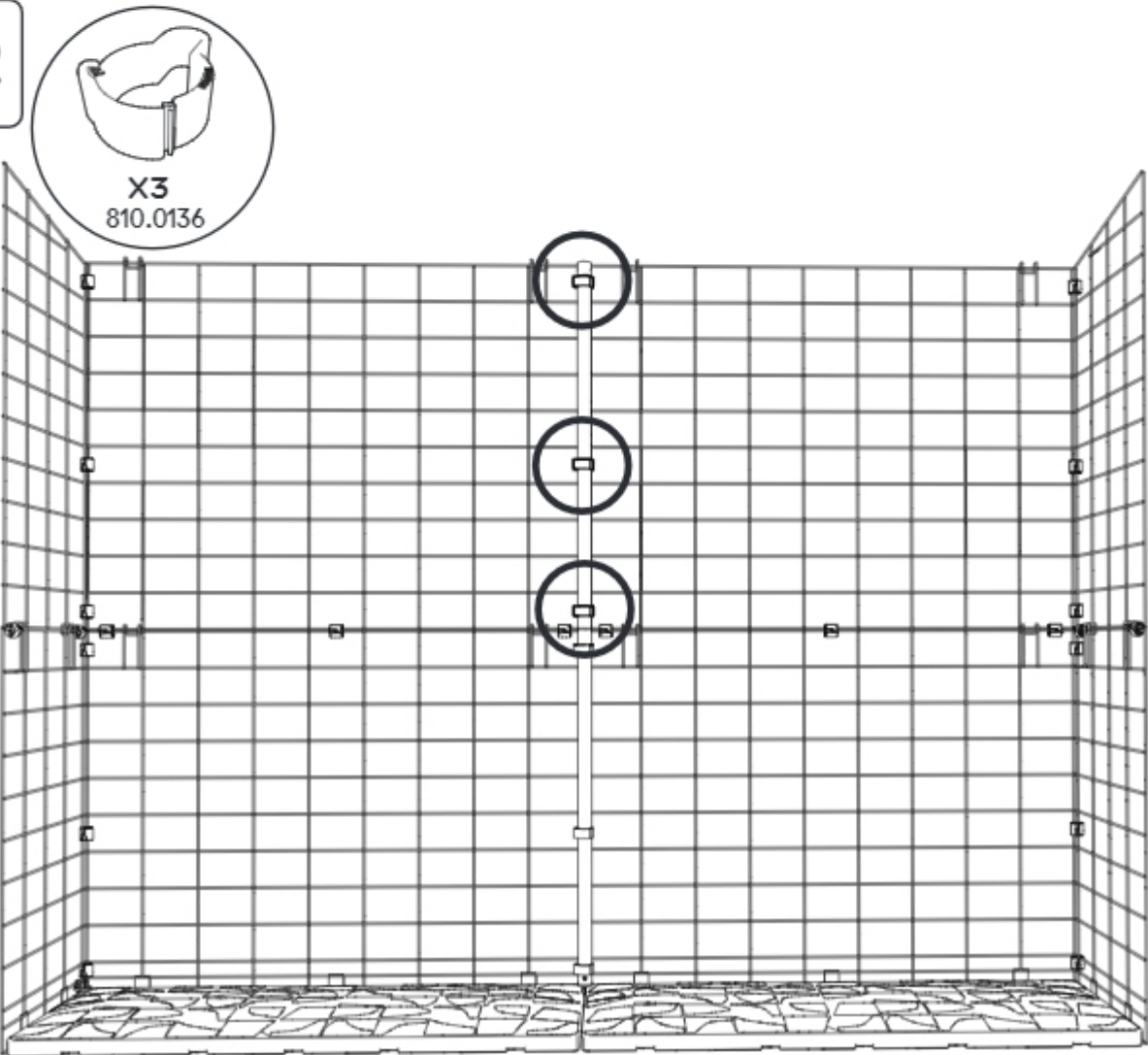
10



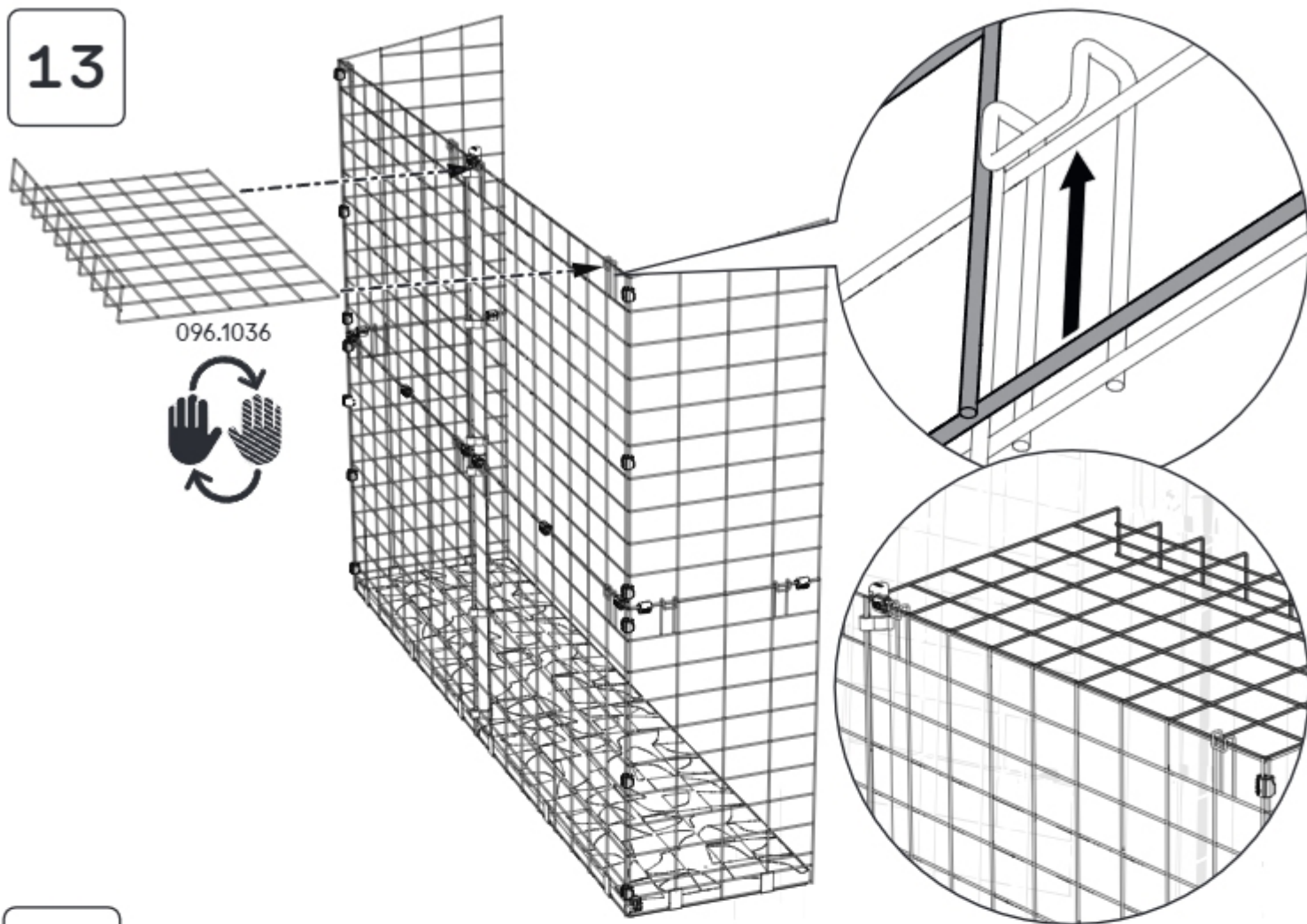
11



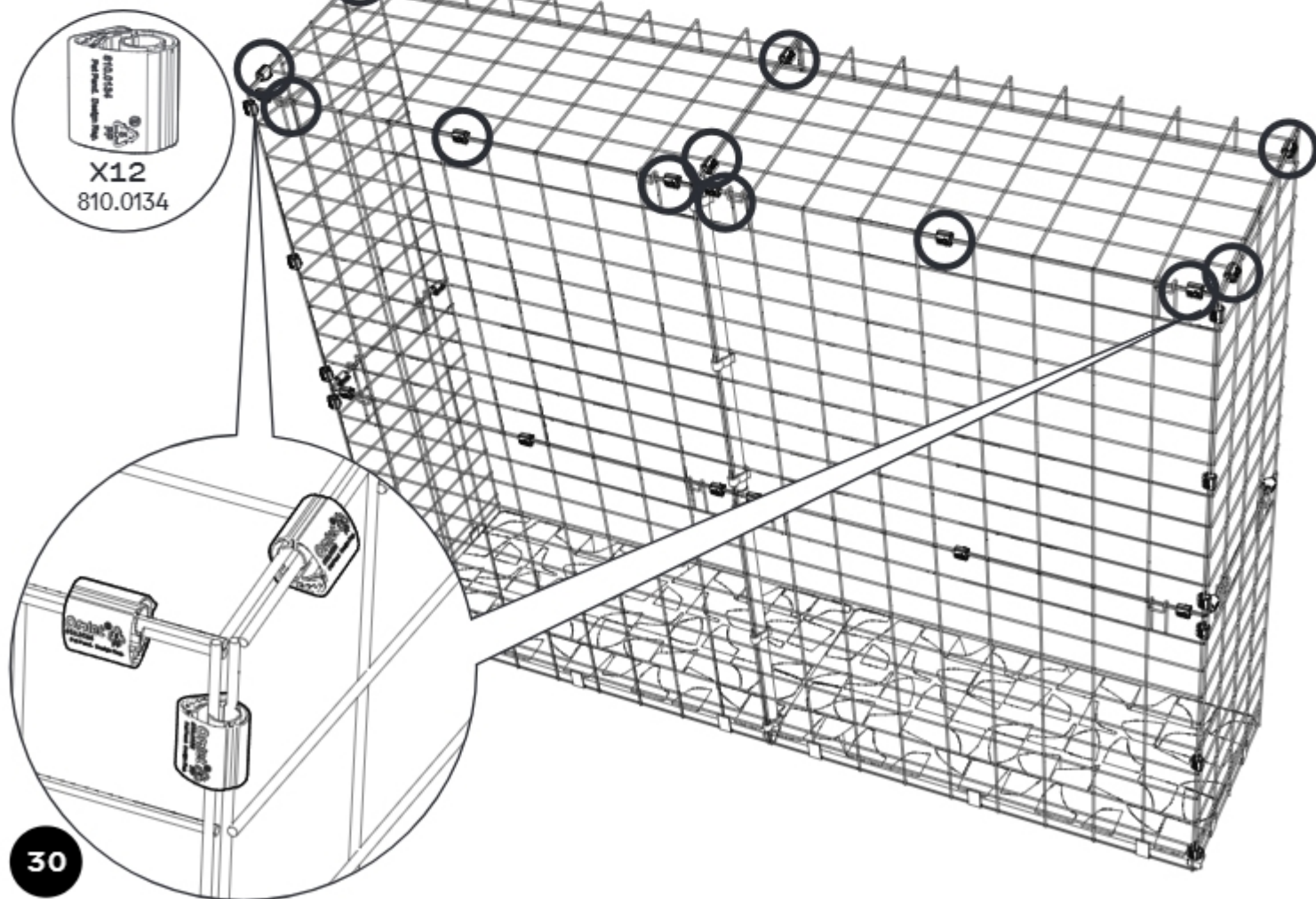
12



13

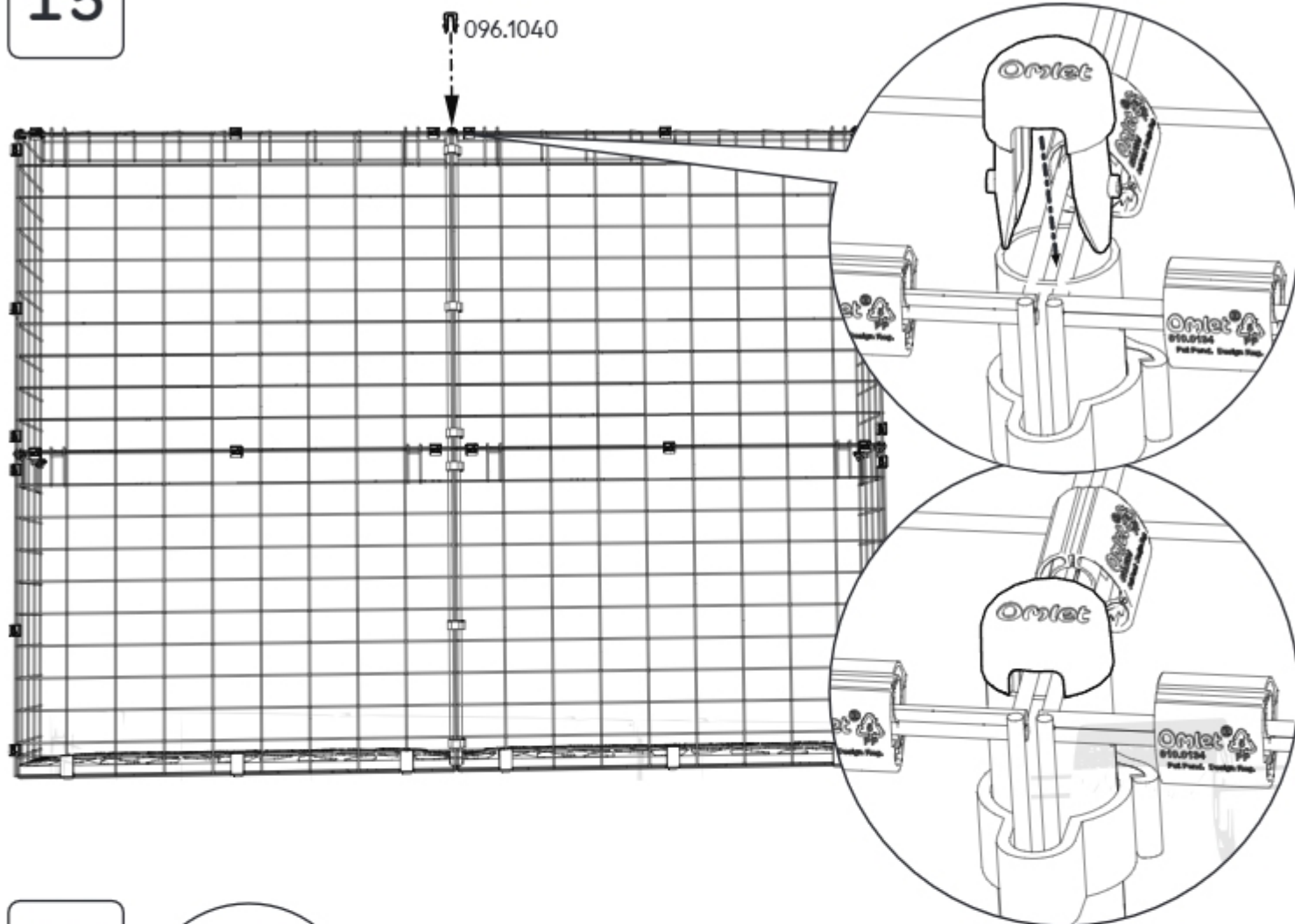


14



30

15



16

