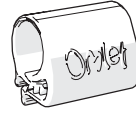


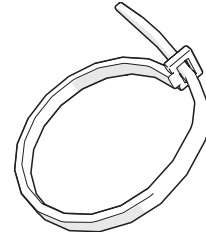
Eglu Cube & Run Connection Kit Instructions



What you have received:



Run Clip x25
810.0013





Cable Tie x6
800.0048

Remove the End Panel and End Skirt from the Eglu Cube run.

Remove a Lower Panel on your Walk In Run.

Attach the Eglu Cube and Run to the Walk in Run using Clips and Cable Ties in the positions shown.

Cable Ties positions are highlighted with a 



Clip this side of the Cube Run into the Pole Clips on the Walk In Run.

Omlet
the joy of pets

www.omlet.co.uk
info@omlet.co.uk
0044 (0)1295 570 094

Cube Run Connection Kit

Part number	Description	Qty.	Packed
800.0048	Cable Tie 6"	6	
810.0024.025000	Run Clips (Bagged) 25pk	1	
-	Cube Run Connection Instructions	1	

Pack in polybag and attach to Door Panel with zip tie



X 25



X 6



X 1