

Eglu Go & Run Connection Kit Instructions



What you have received:

Run Panel Go Roof Link
041.1053

Run Panel Go
Side Link x2
041.1054

Run Panel Connection
041.1050



Run Clip x25
810.0013




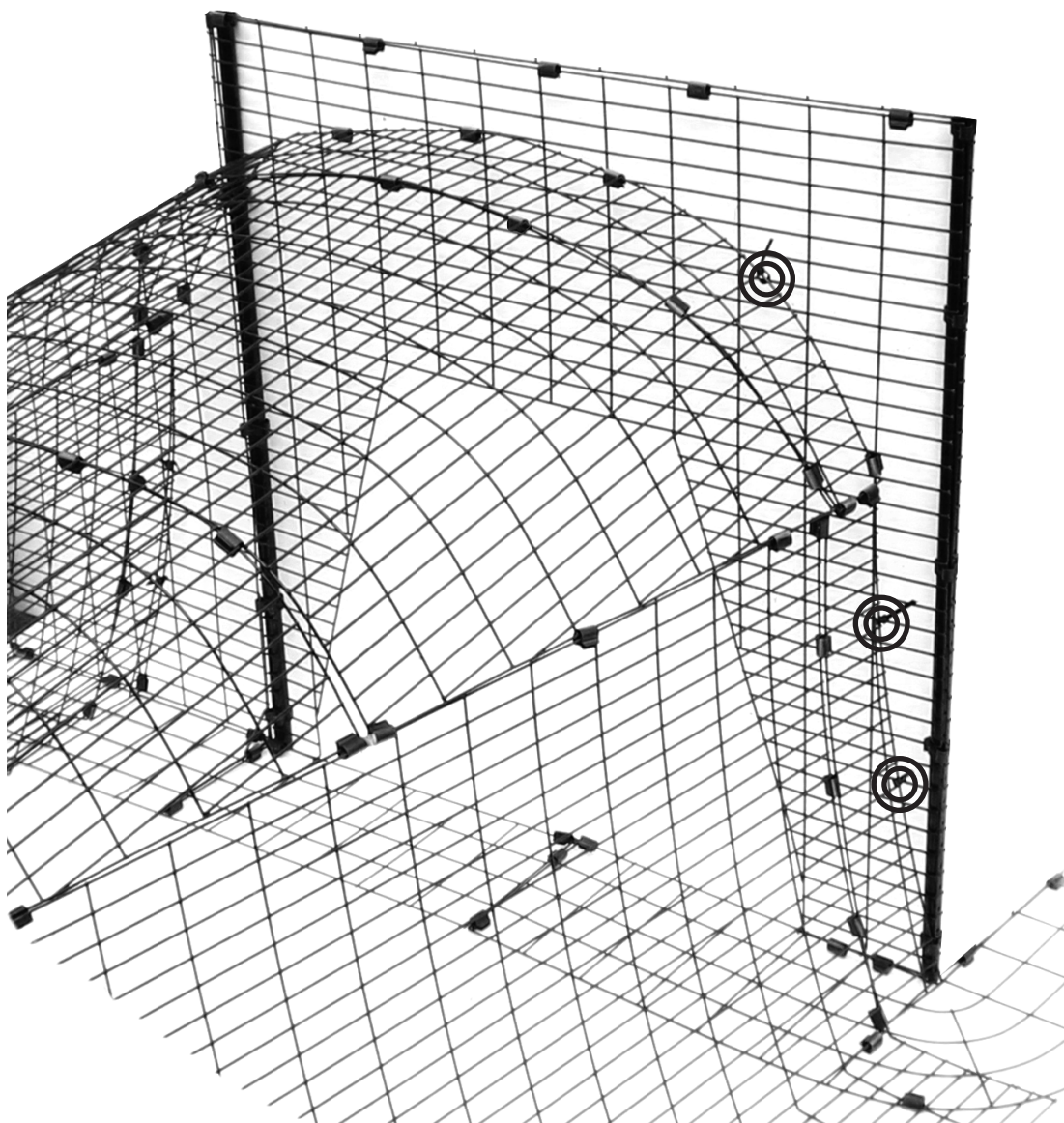
Cable Tie x6
800.0048

Attach the Link Panels to the Eglu Go Run using Clips.

Replace a Lower Panel on your Walk In Run with the Run Connection Panel.


Attach the Eglu Go and Run and Link Panels to the Walk in Run using Clips and Cable Ties in the positions shown.

Cable Ties on one side are highlighted with a 



Go Run Connection Kit

Part number	Description	Qty.	Packed
041.1050	Run Panel Connection	1	
041.1053	Run Panel Go Roof Link	1	
041.1054	Run Panel Go Run Link	2	
800.0048	Cable Tie 6"	6	
810.0024.025000	Run Clips (Bagged) 25pk	1	
-	Go Run Connection Instructions	1	



Pack in polybag and attach to Run Panels with zip tie



X 25



X 6



X 1